



BANK OF GUYANA

BANKING SYSTEM  
*STATISTICAL*  
*ABSTRACT*

*Website: [www.bankofguyana.org.gy](http://www.bankofguyana.org.gy)*

RESEARCH DEPT.

February, 2009

# STATISTICAL ABSTRACT

## TABLES

## CONTENTS

### 1. MONETARY AUTHORITY

- 1.1 Bank of Guyana: Assets
- 1.2 Bank of Guyana: Liabilities
- 1.3 Bank of Guyana: Currency Notes Issue
- 1.4 Bank of Guyana: Coins Issue

### 2. COMMERCIAL BANKS

- 2.1(a) Commercial Banks: Assets
- 2.1(b) Commercial Banks: Liabilities, Capital and Reserves
- 2.2 Commercial Banks: Total Deposits
- 2.3 Commercial Banks: Demand Deposits
- 2.4 Commercial Banks: Time Deposits
- 2.5 Commercial Banks: Savings Deposits
- 2.6 Commercial Banks: Time Deposits by Maturity
- 2.7 Commercial Banks: Debits and Credits on Savings Accounts
- 2.8 Commercial Banks: Debits on Chequing Accounts
- 2.9 Commercial Banks: Clearing Balances
- 2.10 Commercial Banks: Total Loans and Advances
- 2.11 Commercial Banks: Demand Loans and Advances
- 2.12 Commercial Banks: Term Loans and Advances
- 2.13(a) Commercial Banks: Loans and Advances to Residents by Sector
- 2.13(b) Commercial Banks: Loans and Advances to Residents by Sector
- 2.13(c) Commercial Banks: Loans and Advances to Residents by Sector
- 2.13(d) Commercial Banks: Loans and Advances to Residents by Sector
- 2.13(e) Commercial Banks: Loans and Advances to Residents by Sector
- 2.13(f) Commercial Banks: Loans and Advances to Residents by Sector
- 2.13(g) Commercial Banks: Loans and Advances to Residents by Sector
- 2.14 Commercial Banks: Liquid Assets
- 2.15 Commercial Banks: Minimum Reserve Requirements
- 2.16(a) Foreign Exchange Intervention
- 2.16(b) Interbank Trade
- 2.17 Commercial Banks Holdings of Treasury Bills

### 3. BANKING SYSTEM

- 3.1 Monetary Survey
- 3.2 International Reserves and Foreign Assets

### 4. MONEY, CAPITAL MARKET RATES AND OFFICIAL EXCHANGE RATES

- 4.1 Guyana: Selected Interest Rates
- 4.2 Commercial Banks: Selected Interest Rates
- 4.3 Comparative Treasury Bill Rates and Bank Rates
- 4.4 Changes in Bank of Guyana Transaction Exchange Rate (G\$/US\$)
- 4.5 Exchange Rate (G\$/US\$)
- 4.6 Monthly Average Market Exchange Rates

**BANK OF GUYANA: ASSETS**  
(G\$ MILLION)

Table 1.1

| End of Period | Total Assets | Foreign Assets |       |                  |              |                   | Claims on Central Government |            |         |          | Advances to Banks | Other                   |         |
|---------------|--------------|----------------|-------|------------------|--------------|-------------------|------------------------------|------------|---------|----------|-------------------|-------------------------|---------|
|               |              | Total          | Gold  | Foreign Balances | SDR Holdings | Market Securities | Total                        | Securities | T/Bills | Advances |                   | Non-Interest Debentures | Other   |
| 1999          | 126515.8     | 48305.1        | -     | 19551.9          | 220.9        | 28532.3           | 1567.0                       | -          | 1567.0  | -        | -                 | 68723.3                 | 7920.4  |
| 2000          | 130940.3     | 54654.7        | 39.1  | 29260.4          | 1687.8       | 23667.4           | 2178.2                       | -          | 2178.2  | -        | -                 | 68268.5                 | 5839.0  |
| 2001          | 113735.4     | 54014.8        | 233.4 | 30672.1          | 463.1        | 22646.2           | 1022.5                       | -          | 1022.5  | -        | -                 | 47992.7                 | 10705.4 |
| 2002          | 112695.2     | 53577.6        | 39.3  | 36881.8          | 828.1        | 15828.4           | 1120.3                       | -          | 1120.3  | -        | -                 | 47440.6                 | 10556.6 |
| 2003          | 115630.9     | 52816.9        | -     | 28863.3          | 873.6        | 23080.0           | 2330.7                       | -          | 2330.7  | -        | -                 | 46873.4                 | 13609.9 |
| 2004          | 106935.9     | 44909.9        | 114.2 | 22377.3          | 1318.0       | 21100.5           | 1174.3                       | -          | 1174.3  | -        | -                 | 46873.4                 | 13978.3 |
| 2005          | 114800.9     | 50159.3        | 79.2  | 17338.9          | 103.4        | 32637.9           | 1024.7                       | -          | 1024.7  | -        | -                 | 45771.8                 | 17845.0 |
| 2006          |              |                |       |                  |              |                   |                              |            |         |          |                   |                         |         |
| Mar           | 115162.5     | 51130.5        | 79.0  | 12455.1          | 2883.2       | 35713.2           | 1138.9                       | -          | 1138.9  | -        | -                 | 45771.8                 | 17121.2 |
| Jun           | 113511.5     | 49176.6        | 79.1  | 12373.9          | 408.3        | 36315.4           | 1764.2                       | -          | 1764.2  | -        | -                 | 45771.8                 | 16798.9 |
| Sep           | 121534.0     | 56456.7        | 79.1  | 18778.2          | 373.3        | 37226.1           | 2580.8                       | -          | 2580.8  | -        | -                 | 45771.8                 | 16724.7 |
| Dec           | 121408.4     | 55721.8        | 79.5  | 16776.8          | 310.5        | 38555.0           | 3070.1                       | -          | 3070.1  | -        | -                 | 45415.9                 | 17200.7 |
| 2007          |              |                |       |                  |              |                   |                              |            |         |          |                   |                         |         |
| Mar           | 119404.2     | 56974.9        | 79.8  | 13717.4          | 269.9        | 42907.8           | 1033.4                       | -          | 1033.4  | -        | -                 | 45415.9                 | 15980.1 |
| Jun           | 119109.8     | 55181.7        | 80.5  | 10880.3          | 210.4        | 44010.5           | 1021.6                       | -          | 1021.6  | -        | -                 | 45415.9                 | 17490.7 |
| Sep           | 125510.2     | 62300.4        | -     | 16804.9          | 164.8        | 45330.7           | 1021.5                       | -          | 1021.5  | -        | -                 | 45415.9                 | 16772.4 |
| Dec           | 130792.1     | 63594.8        | -     | 14314.9          | 93.3         | 49186.6           | 1024.8                       | -          | 1024.8  | -        | -                 | 44688.3                 | 21484.2 |
| 2008          |              |                |       |                  |              |                   |                              |            |         |          |                   |                         |         |
| Jan           | 137586.2     | 69167.4        | -     | 22809.3          | 93.3         | 46264.8           | 1024.8                       | -          | 1024.8  | -        | -                 | 44688.3                 | 22705.7 |
| Feb           | 136921.6     | 67339.3        | -     | 15379.1          | 54.9         | 51905.4           | 1022.1                       | -          | 1022.1  | -        | -                 | 44688.3                 | 23871.9 |
| Mar           | 141882.2     | 71967.8        | -     | 16239.9          | 154.7        | 55573.1           | 1022.1                       | -          | 1022.1  | -        | -                 | 44688.3                 | 24204.0 |
| Apr           | 140565.7     | 68409.4        | -     | 12412.8          | 154.4        | 55842.2           | 1021.5                       | -          | 1021.5  | -        | -                 | 44688.3                 | 26446.5 |
| May           | 146262.2     | 71476.1        | -     | 16695.2          | 133.9        | 54647.0           | 1021.5                       | -          | 1021.5  | -        | -                 | 44688.3                 | 29076.3 |
| Jun           | 150684.3     | 77702.7        | -     | 19495.1          | 102.8        | 58104.8           | 1021.5                       | -          | 1021.5  | -        | -                 | 44688.3                 | 27271.8 |
| Jul           | 151682.1     | 77608.1        | -     | 20843.7          | 102.8        | 56661.6           | 1021.5                       | -          | 1021.5  | -        | -                 | 44688.3                 | 28364.2 |
| Aug           | 151776.0     | 71973.8        | -     | 17224.0          | 67.8         | 54682.0           | 1021.5                       | -          | 1021.5  | -        | -                 | 44688.3                 | 34092.5 |
| Sep           | 157656.9     | 74849.1        | -     | 26463.8          | 67.8         | 48317.5           | 1021.5                       | -          | 1021.5  | -        | -                 | 44688.3                 | 37098.0 |
| Oct           | 155578.9     | 74068.4        | -     | 30242.3          | 67.8         | 43758.3           | 1021.5                       | -          | 1021.5  | -        | -                 | 44688.3                 | 35800.7 |
| Nov           | 154696.4     | 72557.0        | -     | 40813.4          | 36.2         | 31707.4           | 1021.4                       | -          | 1021.4  | -        | -                 | 44688.3                 | 36429.7 |
| Dec*          | 157203.6     | 73116.2        | -     | 38666.0          | 5.4          | 34444.9           | 1174.3                       | -          | 1174.3  | -        | -                 | 44688.3                 | 38224.8 |
| 2009          |              |                |       |                  |              |                   |                              |            |         |          |                   |                         |         |
| Jan           | 154750.3     | 76241.1        | -     | 27734.8          | 22.0         | 48484.3           | 1024.9                       | -          | 1024.9  | -        | -                 | 44688.3                 | 32796.0 |
| Feb           | 158805.9     | 78416.2        | -     | 33510.8          | 9.8          | 44895.6           | 1071.1                       | -          | 1071.1  | -        | -                 | 44688.3                 | 34630.3 |

Source: Bank of Guyana

\* Figures for December 2008 are preliminary

**BANK OF GUYANA: LIABILITIES**  
(G\$ MILLION)

Table 1.2

| End of Period | Total Liabilities | Currency |         |       | Deposits |         |             |       |         |         | Capital and Reserves  |                | Allocation SDRs | Other  |
|---------------|-------------------|----------|---------|-------|----------|---------|-------------|-------|---------|---------|-----------------------|----------------|-----------------|--------|
|               |                   | Total    | Notes   | Coins | Total    | Gov't   | Int'l Orgs. | Banks |         | Other   | Authorised Share Cap. | Other Reserves |                 |        |
|               |                   |          |         |       |          |         |             | EPDs  | Other   |         |                       |                |                 |        |
| 1999          | 126515.8          | 15620.3  | 15413.7 | 206.6 | 84906.9  | 33448.9 | 40368.5     | 77.0  | 10418.5 | 594.1   | 1000.0                | 18126.3        | 3480.0          | 3382.3 |
| 2000          | 130940.3          | 16215.2  | 15969.0 | 246.2 | 88090.4  | 38037.4 | 36059.6     | 75.6  | 13495.4 | 422.4   | 1000.0                | 19241.1        | 3493.4          | 2900.3 |
| 2001          | 113735.4          | 16808.6  | 16526.1 | 282.6 | 87492.1  | 36537.4 | 31617.7     | 62.2  | 15727.7 | 3547.1  | 1000.0                | 4197.8         | 3430.1          | 806.7  |
| 2002          | 112695.2          | 17178.1  | 16860.6 | 317.5 | 86244.3  | 36201.2 | 29086.9     | 62.0  | 19039.0 | 1855.2  | 1000.0                | 4223.1         | 3509.0          | 540.7  |
| 2003          | 115630.9          | 19774.1  | 19419.5 | 354.5 | 86475.8  | 35680.0 | 27887.8     | 61.7  | 19834.5 | 3011.8  | 1000.0                | 4062.7         | 3896.0          | 422.2  |
| 2004          | 106935.9          | 21778.0  | 21380.9 | 397.1 | 75538.1  | 24785.7 | 25626.5     | 61.7  | 21451.9 | 3612.3  | 1000.0                | 4173.6         | 4161.0          | 285.2  |
| 2005          | 114800.9          | 23936.2  | 23498.3 | 437.9 | 80355.2  | 21809.0 | 29175.8     | 61.7  | 24616.7 | 4692.0  | 1000.0                | 3837.1         | 4407.8          | 1264.6 |
| 2006          |                   |          |         |       |          |         |             |       |         |         |                       |                |                 |        |
| Mar           | 115162.5          | 21391.4  | 20946.9 | 444.5 | 83460.1  | 40773.7 | 18189.8     | 61.7  | 21787.3 | 2647.5  | 1000.0                | 3513.3         | 4407.8          | 1389.9 |
| Jun           | 113511.5          | 21507.0  | 21052.7 | 454.3 | 82003.2  | 39152.6 | 17803.6     | 61.7  | 22271.7 | 2713.6  | 1000.0                | 3639.6         | 4274.9          | 1086.7 |
| Sep           | 121534.0          | 22499.1  | 22034.9 | 464.2 | 88999.7  | 40544.0 | 20401.9     | 61.7  | 24994.3 | 2997.8  | 1000.0                | 4016.4         | 4274.9          | 743.9  |
| Dec           | 121408.4          | 28611.7  | 28132.8 | 479.0 | 81684.8  | 36674.5 | 20375.0     | 61.7  | 21902.3 | 2671.2  | 1000.0                | 4447.5         | 4274.9          | 1389.6 |
| 2007          |                   |          |         |       |          |         |             |       |         |         |                       |                |                 |        |
| Mar           | 119404.2          | 26196.4  | 25701.4 | 495.0 | 81460.2  | 36426.3 | 19396.2     | 61.7  | 22498.0 | 3078.0  | 1000.0                | 3849.1         | 4274.9          | 2623.6 |
| Jun           | 119109.8          | 25713.0  | 25204.8 | 508.1 | 82887.8  | 33445.8 | 20106.4     | 61.7  | 26225.5 | 3048.5  | 1000.0                | 4006.8         | 4468.0          | 1034.2 |
| Sep           | 125510.2          | 26475.2  | 25952.9 | 522.3 | 83872.0  | 37251.8 | 20146.5     | 61.7  | 22999.5 | 3412.4  | 1000.0                | 4424.2         | 4468.0          | 5270.9 |
| Dec           | 130792.1          | 33213.6  | 32675.7 | 537.9 | 85021.9  | 36481.0 | 20361.0     | 61.7  | 21207.8 | 6910.3  | 1000.0                | 4649.3         | 4468.0          | 2439.2 |
| 2008          |                   |          |         |       |          |         |             |       |         |         |                       |                |                 |        |
| Jan           | 137586.2          | 29655.5  | 29112.8 | 542.7 | 95620.5  | 36676.2 | 20308.4     | 61.7  | 30408.6 | 8165.6  | 1000.0                | 4697.8         | 4468.0          | 2144.4 |
| Feb           | 136921.6          | 29684.9  | 29138.5 | 546.4 | 94557.2  | 38120.2 | 20564.4     | 61.7  | 26534.5 | 9276.4  | 1000.0                | 4958.6         | 4468.0          | 2252.8 |
| Mar           | 141882.2          | 31246.0  | 30696.8 | 549.3 | 97339.2  | 37128.3 | 20670.5     | 61.7  | 27914.9 | 11563.9 | 1000.0                | 5406.4         | 4468.0          | 2422.6 |
| Apr           | 140565.7          | 31512.3  | 30957.2 | 555.1 | 95879.9  | 35426.4 | 20496.8     | 61.7  | 26237.1 | 13657.9 | 1000.0                | 5432.2         | 4468.0          | 2273.4 |
| May           | 146262.2          | 31841.1  | 31281.6 | 559.5 | 100831.8 | 35116.6 | 21419.2     | 61.7  | 29643.9 | 14590.5 | 1000.0                | 5451.8         | 4813.1          | 2324.4 |
| Jun           | 150684.3          | 30960.2  | 30396.7 | 563.5 | 107205.2 | 44895.4 | 21332.4     | 61.7  | 28689.2 | 12226.5 | 1000.0                | 5443.8         | 4813.1          | 1262.1 |
| Jul           | 151682.1          | 31603.6  | 31035.1 | 568.5 | 107384.6 | 43637.6 | 21236.0     | 61.7  | 28984.1 | 13465.2 | 1000.0                | 5649.2         | 4813.1          | 1231.7 |
| Aug           | 151776.0          | 31338.0  | 30762.5 | 575.4 | 107305.0 | 37953.1 | 21136.7     | 61.7  | 29567.9 | 18585.6 | 1000.0                | 6088.2         | 4813.1          | 1231.8 |
| Sep           | 157656.9          | 31255.0  | 30673.7 | 581.2 | 110891.9 | 39923.8 | 21091.6     | 61.7  | 29128.2 | 20686.6 | 1000.0                | 6529.5         | 4813.1          | 3167.5 |
| Oct           | 155578.9          | 32026.3  | 31440.7 | 585.6 | 110274.3 | 42976.4 | 21033.9     | 61.7  | 27223.2 | 18979.1 | 1000.0                | 6223.9         | 4813.1          | 1241.3 |
| Nov           | 154696.4          | 32704.7  | 32112.8 | 591.9 | 108227.8 | 39900.7 | 21008.9     | 61.7  | 28363.5 | 18893.0 | 1000.0                | 6725.6         | 4813.1          | 1225.3 |
| Dec*          | 157203.6          | 37854.8  | 37258.2 | 596.6 | 104998.6 | 40933.3 | 21128.4     | 61.7  | 20273.2 | 22602.0 | 1000.0                | 7238.3         | 4813.1          | 1298.9 |
| 2009          |                   |          |         |       |          |         |             |       |         |         |                       |                |                 |        |
| Jan           | 154750.3          | 33383.1  | 32784.3 | 598.8 | 108311.2 | 38398.8 | 21105.8     | 61.7  | 29359.5 | 19385.4 | 1000.0                | 6901.3         | 4813.1          | 341.6  |
| Feb           | 158805.9          | 33207.3  | 32608.3 | 598.9 | 111271.9 | 41338.0 | 21097.5     | 61.7  | 29363.5 | 19411.2 | 1000.0                | 7013.0         | 4813.1          | 1500.6 |

Source: Bank of Guyana

\* Figures for December 2008 are preliminary

# BANK OF GUYANA

## CURRENCY NOTES ISSUE (G\$Million)

Table 1.3

| Period | Total Issue<br>G\$Mn. | Denominations |                  |        |                  |        |                  |        |                  |
|--------|-----------------------|---------------|------------------|--------|------------------|--------|------------------|--------|------------------|
|        |                       | \$1000        |                  | \$500  |                  | \$100  |                  | \$20   |                  |
|        |                       | G\$Mn.        | % of Total Issue | G\$Mn. | % of Total Issue | G\$Mn. | % of Total Issue | G\$Mn. | % of Total Issue |
| 1999   | 15413.7               | 13506.4       | 87.6             | 1140.8 | 7.4              | 561.2  | 3.6              | 205.3  | 1.3              |
| 2000   | 15969.0               | 12777.5       | 80.0             | 2411.3 | 15.1             | 567.6  | 3.6              | 212.6  | 1.3              |
| 2001   | 16526.1               | 14748.8       | 89.2             | 940.5  | 5.7              | 609.3  | 3.7              | 227.5  | 1.4              |
| 2002   | 16860.6               | 15156.7       | 89.9             | 849.1  | 5.0              | 620.6  | 3.7              | 234.2  | 1.4              |
| 2003   | 19419.5               | 17645.3       | 90.9             | 855.9  | 4.4              | 667.1  | 3.4              | 251.3  | 1.3              |
| 2004   |                       |               |                  |        |                  |        |                  |        |                  |
| Mar    | 17179.4               | 15523.1       | 90.4             | 793.1  | 4.6              | 622.5  | 3.6              | 240.7  | 1.4              |
| Jun    | 17169.3               | 15498.1       | 90.3             | 808.0  | 4.7              | 622.5  | 3.6              | 240.7  | 1.4              |
| Sep    | 17758.2               | 16032.2       | 90.3             | 822.1  | 4.6              | 652.1  | 3.7              | 251.8  | 1.4              |
| Dec    | 21380.9               | 19515.0       | 91.3             | 889.0  | 4.2              | 705.6  | 3.3              | 271.3  | 1.3              |
| 2005   |                       |               |                  |        |                  |        |                  |        |                  |
| Mar    | 19730.8               | 17983.2       | 91.1             | 825.6  | 4.2              | 658.5  | 3.3              | 263.6  | 1.3              |
| Jun    | 19187.1               | 17456.5       | 91.0             | 800.6  | 4.2              | 665.9  | 3.5              | 264.2  | 1.4              |
| Sep    | 19289.3               | 17538.2       | 90.9             | 797.0  | 4.1              | 682.2  | 3.5              | 271.9  | 1.4              |
| Dec    | 23498.3               | 21128.8       | 89.9             | 1315.8 | 5.6              | 759.0  | 3.2              | 294.7  | 1.3              |
| 2006   |                       |               |                  |        |                  |        |                  |        |                  |
| Mar    | 20946.9               | 19054.0       | 91.0             | 904.1  | 4.3              | 708.4  | 3.4              | 280.4  | 1.3              |
| Jun    | 21052.7               | 19190.6       | 91.2             | 856.4  | 4.1              | 722.6  | 3.4              | 283.0  | 1.3              |
| Sep    | 22034.9               | 20150.1       | 91.4             | 847.6  | 3.8              | 744.3  | 3.4              | 292.9  | 1.3              |
| Dec    | 28132.8               | 25096.4       | 89.2             | 1898.4 | 6.7              | 822.7  | 2.9              | 315.3  | 1.1              |
| 2007   |                       |               |                  |        |                  |        |                  |        |                  |
| Mar    | 25701.4               | 23487.8       | 91.4             | 1120.7 | 4.4              | 780.6  | 3.0              | 312.3  | 1.2              |
| Jun    | 25204.8               | 23122.6       | 91.7             | 983.5  | 3.9              | 783.1  | 3.1              | 315.7  | 1.3              |
| Sep    | 25952.9               | 23873.3       | 92.0             | 939.4  | 3.6              | 813.3  | 3.1              | 326.9  | 1.3              |
| Dec    | 32675.7               | 30392.0       | 93.0             | 1047.6 | 3.2              | 888.1  | 2.7              | 348.0  | 1.1              |
| 2008   |                       |               |                  |        |                  |        |                  |        |                  |
| Jan    | 29112.8               | 26976.1       | 92.7             | 949.1  | 3.3              | 845.2  | 2.9              | 342.4  | 1.2              |
| Feb    | 29138.5               | 27011.7       | 92.7             | 967.1  | 3.3              | 821.0  | 2.8              | 338.6  | 1.2              |
| Mar    | 30696.8               | 28551.0       | 93.0             | 986.9  | 3.2              | 822.6  | 2.7              | 336.3  | 1.1              |
| Apr    | 30957.2               | 28790.6       | 93.0             | 991.5  | 3.2              | 834.5  | 2.7              | 340.6  | 1.1              |
| May    | 31281.6               | 29115.7       | 93.1             | 986.7  | 3.2              | 836.3  | 2.7              | 342.9  | 1.1              |
| Jun    | 30396.7               | 28247.1       | 92.9             | 960.7  | 3.2              | 842.8  | 2.8              | 346.1  | 1.1              |
| Jul    | 31035.1               | 28840.0       | 92.9             | 984.8  | 3.2              | 857.3  | 2.8              | 353.1  | 1.1              |
| Aug    | 30762.5               | 28528.6       | 92.7             | 988.5  | 3.2              | 884.7  | 2.9              | 360.8  | 1.2              |
| Sep    | 30673.7               | 28488.1       | 92.9             | 952.2  | 3.1              | 873.4  | 2.8              | 360.0  | 1.2              |
| Oct    | 31440.7               | 29240.2       | 93.0             | 966.5  | 3.1              | 873.8  | 2.8              | 360.2  | 1.1              |
| Nov    | 32112.8               | 29859.9       | 93.0             | 996.8  | 3.1              | 891.1  | 2.8              | 365.0  | 1.1              |
| Dec    | 37258.2               | 34892.0       | 93.6             | 1049.2 | 2.8              | 938.9  | 2.5              | 378.0  | 1.0              |
| 2009   |                       |               |                  |        |                  |        |                  |        |                  |
| Jan    | 32784.3               | 30498.5       | 93.0             | 1016.7 | 3.1              | 897.8  | 2.7              | 371.3  | 1.1              |
| Feb    | 32608.3               | 30348.9       | 93.1             | 1012.1 | 3.1              | 881.1  | 2.7              | 366.2  | 1.1              |

Source: Bank of Guyana

## COINS ISSUE (G\$'000)

Table 1.4

| Period | Total Issue | Denominations |          |          |
|--------|-------------|---------------|----------|----------|
|        |             | \$10          | \$5      | \$1      |
| 1999   | 206596.8    | 95769.0       | 73722.0  | 37105.9  |
| 2000   | 246192.4    | 111767.7      | 89033.1  | 45391.6  |
| 2001   | 282586.7    | 125847.1      | 103446.7 | 53292.9  |
| 2002   | 317516.4    | 139041.0      | 117271.4 | 61204.0  |
| 2003   | 354545.8    | 154315.8      | 132104.3 | 68125.7  |
| 2004   |             |               |          |          |
| Mar    | 361360.2    | 156142.5      | 135379.8 | 69837.9  |
| Jun    | 373313.1    | 161955.8      | 139846.7 | 71510.6  |
| Sep    | 385853.0    | 167627.1      | 145093.1 | 73132.9  |
| Dec    | 397113.0    | 172541.0      | 149645.1 | 74926.8  |
| 2005   |             |               |          |          |
| Mar    | 406309.1    | 175799.7      | 154007.8 | 76501.6  |
| Jun    | 414209.3    | 178823.4      | 157370.2 | 78015.7  |
| Sep    | 425156.9    | 183686.7      | 161970.6 | 79499.6  |
| Dec    | 437939.3    | 189688.5      | 166503.0 | 81747.8  |
| 2006   |             |               |          |          |
| Mar    | 444454.7    | 192668.4      | 168843.0 | 82943.3  |
| Jun    | 454319.8    | 197418.4      | 172559.7 | 84341.6  |
| Sep    | 464238.3    | 201878.2      | 176386.1 | 85974.1  |
| Dec    | 478955.3    | 208704.5      | 182260.6 | 87990.2  |
| 2007   |             |               |          |          |
| Mar    | 495040.7    | 214982.6      | 187811.0 | 92247.1  |
| Jun    | 508139.5    | 219829.0      | 192139.5 | 96171.0  |
| Sep    | 522312.5    | 222269.5      | 200051.3 | 99991.7  |
| Dec    | 537947.3    | 222047.3      | 211583.7 | 104316.3 |
| 2008   |             |               |          |          |
| Jan    | 542716.0    | 224661.8      | 212994.2 | 105060.0 |
| Feb    | 546382.7    | 226449.8      | 214126.3 | 105806.5 |
| Mar    | 549250.3    | 227498.9      | 215280.8 | 106470.6 |
| Apr    | 555098.8    | 230315.1      | 217059.5 | 107724.2 |
| May    | 559492.6    | 232220.0      | 218628.2 | 108644.3 |
| Jun    | 563477.2    | 233952.6      | 220011.5 | 109513.2 |
| Jul    | 568472.7    | 236403.1      | 221573.8 | 110495.8 |
| Aug    | 575418.3    | 240342.3      | 223508.7 | 111567.2 |
| Sep    | 581229.2    | 243146.3      | 225609.9 | 112473.0 |
| Oct    | 585592.3    | 244936.2      | 227307.3 | 113348.7 |
| Nov    | 591860.6    | 247792.4      | 229627.6 | 114440.6 |
| Dec    | 596610.3    | 250048.9      | 231043.4 | 115518.0 |
| 2009   |             |               |          |          |
| Jan    | 598816.9    | 250839.6      | 232037.7 | 115939.6 |
| Feb    | 598947.3    | 250786.8      | 231701.2 | 116459.3 |

Source: Bank of Guyana

**COMMERCIAL BANKS: ASSETS**  
(G\$ THOUSANDS)

Table 2.1 (a)

| End of Period | Total Assets | Foreign Sector |                            |                        |            | Public Sector |                    |            |        |                    | Non-Bank Financial Institutions Loans | Priv. Sect. Loans & Advances & Securities | Bank of Guyana |            |            |                           | Other     |            |  |
|---------------|--------------|----------------|----------------------------|------------------------|------------|---------------|--------------------|------------|--------|--------------------|---------------------------------------|---|----------------|------------|------------|---------------------------|-----------|------------|--|
|               |              | Total          | Bal. due from Banks Abroad | Loans to Non-Residents | Other      | Total         | Central Government |            |        | Public Enterprises |                                       |   | Other          | Total      | Deposits   | External Payment Deposits |           | Currency   |  |
|               |              |                |                            |                        |            |               | Total              | Securities | Loans  |                    |                                       |   |                |            |            |                           |           |            |  |
| 1999          | 104,127,717  | 7,893,742      | 4,959,704                  | 419,616                | 2,514,422  | 15,454,043    | 13,345,716         | 13,345,478 | 238    | 682,976            | 1,425,351                             | 568,594                                   | 52,165,992     | 12,418,927 | 10,143,167 | 76,972                    | 2,198,788 | 15,626,419 |  |
| 2000          | 117,745,982  | 8,223,770      | 4,553,178                  | 763,443                | 2,907,149  | 23,193,719    | 20,264,178         | 20,264,138 | 40     | 419,617            | 2,509,924                             | 659,748                                   | 52,778,294     | 15,509,505 | 13,713,790 | 75,608                    | 1,720,107 | 17,380,946 |  |
| 2001          | 124,325,837  | 10,784,082     | 4,693,479                  | 1,302,137              | 4,788,466  | 21,618,879    | 20,766,067         | 20,766,067 | -      | 851,603            | 1,209                                 | 463,662                                   | 53,897,876     | 18,340,127 | 16,607,502 | 62,239                    | 1,670,386 | 19,221,211 |  |
| 2002          | 135,041,638  | 13,034,284     | 2,936,306                  | 1,551,060              | 8,546,918  | 24,772,996    | 23,958,389         | 23,956,186 | 2,203  | 807,464            | 7,143                                 | 723,927                                   | 55,041,306     | 21,030,989 | 19,200,543 | 62,044                    | 1,768,402 | 20,438,136 |  |
| 2003          | 134,996,502  | 18,008,279     | 5,636,526                  | 1,476,168              | 10,895,585 | 33,132,083    | 32,248,132         | 32,246,933 | 1,199  | 821,744            | 62,207                                | 855,478                                   | 44,851,255     | 21,882,609 | 19,935,021 | 61,674                    | 1,885,914 | 16,266,798 |  |
| 2004          | 146,765,810  | 21,769,312     | 7,543,422                  | 1,557,163              | 12,668,727 | 39,482,288    | 38,166,777         | 38,166,676 | 101    | 1,265,422          | 50,089                                | 489,981                                   | 40,838,902     | 23,318,495 | 21,024,435 | 61,674                    | 2,232,386 | 20,866,832 |  |
| 2005          | 162,730,902  | 28,654,563     | 10,425,188                 | 1,430,216              | 16,799,159 | 41,999,363    | 40,432,632         | 40,427,232 | 5,400  | 1,485,511          | 81,220                                | 532,463                                   | 43,016,883     | 26,565,174 | 24,093,968 | 61,674                    | 2,409,532 | 21,962,456 |  |
| 2006          |              |                |                            |                        |            |               |                    |            |        |                    |                                       |   |                |            |            |                           |           |            |  |
| Mar           | 165,836,191  | 28,597,117     | 11,204,867                 | 1,453,199              | 15,939,051 | 50,247,319    | 47,386,144         | 47,385,286 | 858    | 2,859,225          | 1,950                                 | 372,481                                   | 43,700,101     | 23,182,406 | 21,300,348 | 61,674                    | 1,820,384 | 19,736,767 |  |
| Jun           | 170,159,896  | 33,825,320     | 15,075,123                 | 1,722,475              | 17,027,722 | 45,158,539    | 41,652,796         | 41,648,787 | 4,009  | 3,453,935          | 51,808                                | 311,529                                   | 45,791,740     | 23,729,658 | 22,073,425 | 61,674                    | 1,594,559 | 21,343,110 |  |
| Sep           | 174,452,240  | 30,694,213     | 12,737,055                 | 1,162,617              | 16,794,541 | 49,557,263    | 46,977,216         | 46,962,830 | 14,386 | 2,467,862          | 112,185                               | 274,593                                   | 45,714,394     | 26,581,272 | 24,795,160 | 61,674                    | 1,724,438 | 21,630,505 |  |
| Dec           | 180,216,127  | 29,861,247     | 10,111,712                 | 1,365,568              | 18,383,967 | 47,078,700    | 46,021,292         | 46,020,789 | 503    | 966,579            | 90,829                                | 436,376                                   | 49,147,688     | 28,443,132 | 25,721,749 | 61,674                    | 2,659,709 | 25,248,984 |  |
| 2007          |              |                |                            |                        |            |               |                    |            |        |                    |                                       |   |                |            |            |                           |           |            |  |
| Mar           | 186,671,746  | 38,025,323     | 13,116,229                 | 903,053                | 24,006,041 | 49,051,364    | 46,077,406         | 46,076,483 | 923    | 2,855,743          | 118,215                               | 246,612                                   | 50,715,929     | 23,759,415 | 21,869,786 | 61,674                    | 1,827,955 | 24,873,103 |  |
| Jun           | 192,100,391  | 40,451,343     | 11,620,060                 | 720,038                | 28,111,245 | 45,259,107    | 42,321,302         | 42,320,848 | 454    | 2,820,297          | 117,508                               | 209,805                                   | 52,126,601     | 27,818,166 | 25,758,012 | 61,674                    | 1,998,480 | 26,235,369 |  |
| Sep           | 193,918,797  | 41,586,433     | 9,767,993                  | 675,873                | 31,142,567 | 47,398,214    | 44,484,864         | 44,484,860 | 4      | 2,797,626          | 115,724                               | 208,496                                   | 52,655,523     | 25,150,895 | 23,052,813 | 61,675                    | 2,036,407 | 26,919,236 |  |
| Dec           | 203,975,095  | 49,624,950     | 24,551,656                 | 692,892                | 24,380,402 | 44,364,708    | 43,035,615         | 43,035,613 | 2      | 1,239,604          | 89,489                                | 37,780                                    | 56,824,220     | 24,129,271 | 20,654,545 | 61,675                    | 3,413,051 | 28,994,166 |  |
| 2008          |              |                |                            |                        |            |               |                    |            |        |                    |                                       |   |                |            |            |                           |           |            |  |
| Jan           | 210,645,593  | 45,074,935     | 19,602,236                 | 630,239                | 24,842,460 | 49,539,273    | 46,695,106         | 46,694,785 | 321    | 2,761,813          | 82,354                                | 35,161                                    | 56,301,857     | 32,034,626 | 29,452,007 | 61,675                    | 2,520,944 | 27,659,741 |  |
| Feb           | 212,359,614  | 45,677,526     | 18,599,568                 | 578,117                | 26,499,841 | 52,285,441    | 49,416,806         | 49,416,009 | 797    | 2,792,221          | 76,414                                | 57,366                                    | 57,079,974     | 27,877,703 | 25,881,303 | 61,675                    | 1,934,725 | 29,381,604 |  |
| Mar           | 216,549,059  | 47,035,050     | 19,268,728                 | 397,463                | 27,368,859 | 50,015,138    | 46,793,257         | 46,781,236 | 12,021 | 3,149,710          | 72,171                                | 38,254                                    | 57,183,911     | 30,253,020 | 27,241,735 | 61,675                    | 2,949,610 | 32,023,686 |  |
| Apr           | 219,995,652  | 47,992,433     | 18,898,381                 | 417,058                | 28,676,994 | 53,301,942    | 50,277,911         | 50,277,059 | 852    | 2,955,012          | 69,019                                | 39,772                                    | 57,995,931     | 28,502,544 | 25,504,968 | 61,675                    | 2,935,901 | 32,163,030 |  |
| May           | 221,959,194  | 48,624,129     | 19,756,104                 | 416,556                | 28,451,469 | 50,151,677    | 47,333,038         | 47,332,180 | 858    | 2,775,704          | 42,935                                | 39,204                                    | 59,355,309     | 30,785,125 | 28,527,037 | 61,675                    | 2,196,413 | 33,003,750 |  |
| Jun           | 224,401,511  | 50,490,078     | 20,657,718                 | 342,871                | 29,489,489 | 51,871,114    | 49,191,591         | 49,151,655 | 39,936 | 2,622,966          | 56,557                                | 94,713                                    | 58,800,816     | 30,494,676 | 28,389,493 | 61,675                    | 2,043,508 | 32,650,114 |  |
| Jul           | 225,948,268  | 48,573,893     | 19,326,301                 | 361,471                | 28,886,121 | 53,340,463    | 50,303,415         | 50,298,504 | 4,911  | 2,986,545          | 50,502                                | 190,860                                   | 59,387,234     | 30,720,988 | 28,348,121 | 61,675                    | 2,311,192 | 33,734,830 |  |
| Aug           | 226,861,703  | 46,348,537     | 14,453,148                 | 1,188,557              | 30,706,832 | 51,986,175    | 49,459,553         | 49,436,486 | 23,067 | 2,455,439          | 71,183                                | 100,051                                   | 61,363,670     | 32,050,459 | 29,773,010 | 61,675                    | 2,215,774 | 35,012,811 |  |
| Sep           | 226,614,411  | 46,283,023     | 18,962,136                 | 328,091                | 26,992,795 | 53,397,446    | 50,668,145         | 50,628,571 | 39,574 | 2,673,828          | 55,473                                | 61,822                                    | 61,790,365     | 30,799,897 | 28,436,055 | 61,675                    | 2,302,167 | 34,281,858 |  |
| Oct           | 228,655,121  | 46,691,084     | 19,346,068                 | 391,654                | 26,953,363 | 54,165,886    | 50,930,934         | 50,906,861 | 24,073 | 3,180,663          | 54,289                                | 111,458                                   | 63,744,020     | 28,965,875 | 26,679,775 | 61,675                    | 2,224,425 | 34,976,798 |  |
| Nov           | 230,787,294  | 45,580,420     | 16,293,274                 | 366,831                | 28,920,315 | 53,303,990    | 50,539,533         | 50,517,528 | 22,005 | 2,701,592          | 62,865                                | 81,818                                    | 64,958,219     | 29,744,039 | 27,567,096 | 61,675                    | 2,115,268 | 37,118,807 |  |
| Dec           | 232,629,338  | 49,464,474     | 18,857,418                 | 492,514                | 30,114,542 | 53,997,380    | 50,944,988         | 50,909,207 | 35,781 | 2,998,114          | 54,278                                | 109,182                                   | 67,233,108     | 25,183,900 | 21,819,846 | 61,675                    | 3,302,379 | 36,641,294 |  |
| 2009          |              |                |                            |                        |            |               |                    |            |        |                    |                                       |   |                |            |            |                           |           |            |  |
| Jan           | 236,027,527  | 46,398,336     | 15,910,393                 | 521,994                | 29,965,949 | 52,595,503    | 49,633,171         | 49,609,170 | 24,001 | 2,908,898          | 53,434                                | 105,973                                   | 66,356,710     | 32,086,393 | 29,818,960 | 61,675                    | 2,205,758 | 38,484,612 |  |
| Feb           | 241,333,316  | 46,562,265     | 17,782,863                 | 552,047                | 28,227,355 | 56,262,110    | 53,219,162         | 53,191,626 | 27,536 | 2,988,852          | 54,097                                | 91,279                                    | 66,327,924     | 32,290,999 | 30,012,639 | 61,675                    | 2,216,685 | 39,798,739 |  |

Source: Commercial Banks

**COMMERCIAL BANKS : LIABILITIES, CAPITAL AND RESERVES**  
(G\$ THOUSAND)

Table 2.1 (b)

| End of Period | Total Liabilities | Foreign Sector |                          |                       |       | Public Sector |                             |                             |                | Non-Bank Financial Institutions Deposits | Private Sector Deposits | External Payment Deposits | Bank of Guyana | Other Liabilities | Capital & Reserves |
|---------------|-------------------|----------------|--------------------------|-----------------------|-------|---------------|-----------------------------|-----------------------------|----------------|--|-------------------------|---------------------------|----------------|-------------------|--------------------|
|               |                   | Total          | Bal. due to Banks Abroad | Non-Resident Deposits | Other | Total         | Central Government Deposits | Public Enterprises Deposits | Other Deposits |  |                         |                           |                |                   |                    |
| 1999          | 104,127,717       | 4,662,897      | 767,983                  | 3,894,914             | -     | 7,270,542     | 3,789,090                   | 3,301,907                   | 179,545        | 5,796,269                                | 62,152,230              | 76,972                    | -              | 2,692,217         | 21,476,590         |
| 2000          | 117,745,982       | 4,875,522      | 1,435,647                | 3,439,875             | -     | 9,134,106     | 4,825,956                   | 1,739,348                   | 2,568,802      | 8,454,689                                | 69,937,199              | 75,608                    | -              | 2,992,043         | 22,276,815         |
| 2001          | 124,325,837       | 4,190,114      | 1,268,314                | 2,921,800             | -     | 7,643,860     | 3,783,884                   | 1,892,619                   | 1,967,357      | 8,008,540                                | 76,682,347              | 62,239                    | -              | 5,016,241         | 22,722,496         |
| 2002          | 135,041,638       | 5,316,744      | 1,093,082                | 4,223,662             | -     | 10,279,996    | 4,453,279                   | 2,708,221                   | 3,118,496      | 9,221,579                                | 81,622,447              | 62,044                    | -              | 6,261,913         | 22,276,915         |
| 2003          | 134,996,502       | 4,892,078      | 850,048                  | 4,042,030             | -     | 11,988,950    | 5,070,966                   | 2,403,226                   | 4,514,758      | 9,853,680                                | 86,841,777              | 61,674                    | -              | 6,703,710         | 14,654,633         |
| 2004          | 146,765,810       | 7,108,116      | 450,506                  | 6,657,610             | -     | 14,051,174    | 5,249,027                   | 3,848,610                   | 4,953,537      | 10,513,896                               | 92,872,660              | 61,674                    | -              | 7,215,594         | 14,942,696         |
| 2005          | 162,730,902       | 10,572,576     | 855,016                  | 9,717,560             | -     | 19,922,999    | 7,371,844                   | 3,361,451                   | 9,189,704      | 9,909,956                                | 100,618,120             | 61,674                    | -              | 5,526,802         | 16,118,775         |
| 2006          |                   |                |                          |                       |       |               |                             |                             |                |  |                         |                           |                |                   |                    |
| Mar           | 165,836,191       | 10,003,920     | 652,505                  | 9,351,415             | -     | 21,288,071    | 2,833,360                   | 9,198,587                   | 9,256,124      | 9,238,138                                | 104,536,922             | 61,674                    | -              | 4,071,433         | 16,636,033         |
| Jun           | 170,159,896       | 10,567,628     | 641,512                  | 9,926,116             | -     | 20,318,770    | 2,025,320                   | 8,976,332                   | 9,317,118      | 9,282,428                                | 108,167,359             | 61,674                    | -              | 4,217,806         | 17,544,231         |
| Sep           | 174,452,240       | 10,267,092     | 415,620                  | 9,851,472             | -     | 20,464,669    | 2,103,452                   | 9,042,253                   | 9,318,964      | 8,535,125                                | 113,294,728             | 61,674                    | -              | 3,951,268         | 17,877,684         |
| Dec           | 180,216,127       | 10,836,777     | 761,491                  | 10,075,286            | -     | 21,432,413    | 2,945,704                   | 9,119,988                   | 9,366,721      | 8,539,591                                | 114,585,656             | 61,674                    | -              | 7,015,384         | 17,744,632         |
| 2007          |                   |                |                          |                       |       |               |                             |                             |                |  |                         |                           |                |                   |                    |
| Mar           | 186,671,746       | 12,447,112     | 988,747                  | 11,458,365            | -     | 21,326,209    | 2,396,249                   | 9,714,221                   | 9,215,739      | 7,782,250                                | 120,253,289             | 61,674                    | -              | 6,288,715         | 18,512,497         |
| Jun           | 192,100,391       | 11,735,057     | 569,074                  | 11,165,983            | -     | 23,616,743    | 2,972,328                   | 11,405,112                  | 9,239,303      | 8,737,881                                | 123,376,543             | 61,674                    | -              | 5,341,968         | 19,230,525         |
| Sep           | 193,918,797       | 9,696,505      | 602,113                  | 9,094,392             | -     | 23,461,727    | 3,830,510                   | 10,297,281                  | 9,333,936      | 8,725,271                                | 126,041,218             | 61,674                    | -              | 5,565,328         | 20,367,074         |
| Dec           | 203,975,095       | 11,169,120     | 714,191                  | 10,454,929            | -     | 24,862,530    | 4,302,450                   | 11,162,399                  | 9,397,681      | 9,334,233                                | 131,001,549             | 61,674                    | -              | 6,749,262         | 20,796,727         |
| 2008          |                   |                |                          |                       |       |               |                             |                             |                |  |                         |                           |                |                   |                    |
| Jan           | 210,645,593       | 10,986,674     | 743,803                  | 10,242,871            | -     | 28,087,680    | 5,954,053                   | 12,626,040                  | 9,507,587      | 9,804,459                                | 134,696,582             | 61,674                    | -              | 5,617,574         | 21,390,950         |
| Feb           | 212,359,614       | 11,367,569     | 1,264,278                | 10,103,291            | -     | 27,823,412    | 5,856,528                   | 12,427,993                  | 9,538,891      | 10,332,922                               | 134,264,739             | 61,674                    | -              | 6,340,106         | 22,169,192         |
| Mar           | 216,549,059       | 11,244,978     | 1,491,331                | 9,753,647             | -     | 28,359,174    | 5,722,059                   | 13,154,041                  | 9,483,074      | 10,349,349                               | 136,824,007             | 61,674                    | -              | 7,432,418         | 22,277,459         |
| Apr           | 219,995,652       | 12,563,970     | 2,247,509                | 10,316,461            | -     | 27,876,899    | 5,095,805                   | 13,227,828                  | 9,553,266      | 10,085,610                               | 140,310,264             | 61,674                    | -              | 6,389,635         | 22,707,600         |
| May           | 221,959,194       | 10,439,316     | 959,084                  | 9,480,232             | -     | 27,096,040    | 4,710,837                   | 12,787,119                  | 9,598,084      | 11,414,063                               | 143,879,371             | 61,674                    | -              | 5,923,640         | 23,145,090         |
| Jun           | 224,401,511       | 10,822,035     | 1,080,431                | 9,741,604             | -     | 29,924,927    | 7,271,860                   | 13,056,194                  | 9,596,873      | 10,766,940                               | 143,645,350             | 61,674                    | -              | 5,874,519         | 23,306,066         |
| Jul           | 225,948,268       | 10,339,686     | 897,964                  | 9,441,722             | -     | 29,808,071    | 7,813,470                   | 12,335,688                  | 9,658,914      | 10,607,407                               | 144,517,689             | 61,674                    | -              | 7,003,001         | 23,610,740         |
| Aug           | 226,861,703       | 10,526,354     | 1,151,020                | 9,375,334             | -     | 28,140,703    | 5,914,249                   | 12,575,125                  | 9,651,330      | 10,999,303                               | 145,924,396             | 61,674                    | -              | 7,195,390         | 24,013,883         |
| Sep           | 226,614,411       | 9,749,067      | 1,237,575                | 8,511,492             | -     | 27,681,645    | 5,786,511                   | 12,115,673                  | 9,779,461      | 9,916,194                                | 144,984,582             | 61,674                    | -              | 9,811,491         | 24,409,757         |
| Oct           | 228,655,121       | 9,638,095      | 1,098,394                | 8,539,701             | -     | 28,995,882    | 5,788,983                   | 13,353,245                  | 9,853,654      | 9,848,920                                | 148,028,307             | 61,674                    | -              | 6,914,135         | 25,168,108         |
| Nov           | 230,787,294       | 9,321,873      | 992,882                  | 8,328,991             | -     | 28,662,035    | 5,497,720                   | 13,337,269                  | 9,827,045      | 9,685,028                                | 148,224,868             | 61,674                    | -              | 9,078,694         | 25,753,121         |
| Dec           | 232,629,338       | 9,591,596      | 1,393,261                | 8,198,335             | -     | 29,720,704    | 5,587,763                   | 14,203,403                  | 9,929,537      | 11,121,764                               | 146,970,062             | 61,674                    | -              | 10,500,192        | 24,663,346         |
| 2009          |                   |                |                          |                       |       |               |                             |                             |                |  |                         |                           |                |                   |                    |
| Jan           | 236,027,527       | 9,599,115      | 1,106,069                | 8,493,046             | -     | 29,956,103    | 5,277,621                   | 14,719,865                  | 9,958,617      | 11,758,408                               | 150,729,167             | 61,674                    | -              | 7,440,430         | 26,482,629         |
| Feb           | 241,333,316       | 11,002,503     | 1,955,001                | 9,047,502             | -     | 31,132,290    | 5,554,477                   | 15,582,849                  | 9,994,964      | 11,214,850                               | 152,763,736             | 61,674                    | -              | 7,621,698         | 27,536,563         |

Source: Commercial Banks

**COMMERCIAL BANKS: TOTAL DEPOSITS**  
(G\$ Million)

Table 2.2

| End of Period | Total Dep. Residents & Non-Residents | Total Residents | Public Sector       |                    |               |             |        |                             | Private Sector |                      |                      | Non-Bank Fin. Institutions |        |         | Foreign Sector |
|---------------|--------------------------------------|-----------------|---------------------|--------------------|---------------|-------------|--------|-----------------------------|----------------|----------------------|----------------------|----------------------------|--------|---------|----------------|
|               |                                      |                 | Total Public Sector | General Government |               |             |        | Public Non-Fin. Enterprises | Total          | Business Enterprises | Individual Customers | Total                      | Public | Private |                |
|               |                                      |                 |                     | Total              | Central Gov't | Local Gov't | Other  |                             |                |                      |                      |                            |        |         |                |
| 1999          | 77552.8                              | 73657.9         | 5709.4              | 3316.6             | 3217.9        | 80.3        | 18.4   | 2392.8                      | 62152.2        | 7955.8               | 54196.4              | 5796.3                     | 1528.6 | 4267.7  | 3894.9         |
| 2000          | 90965.9                              | 87526.0         | 9134.1              | 7394.8             | 4826.0        | 110.4       | 2458.4 | 1739.3                      | 69937.2        | 13165.3              | 56771.9              | 8454.7                     | 1006.5 | 7448.2  | 3439.9         |
| 2001          | 95256.5                              | 92334.7         | 7643.9              | 5751.2             | 3783.9        | 263.5       | 1703.9 | 1892.6                      | 76682.3        | 13967.2              | 62715.1              | 8008.5                     | 608.3  | 7400.3  | 2921.8         |
| 2002          | 105347.7                             | 101124.0        | 10280.0             | 7571.8             | 4453.3        | 196.5       | 2922.0 | 2708.2                      | 81622.4        | 16407.2              | 65215.3              | 9221.6                     | 526.8  | 8694.8  | 4223.7         |
| 2003          | 112726.4                             | 108684.4        | 11989.0             | 9585.7             | 5071.0        | 144.7       | 4370.0 | 2403.2                      | 86841.8        | 18500.8              | 68341.0              | 9853.7                     | 863.4  | 8990.3  | 4042.0         |
| 2004          | 124095.3                             | 117437.7        | 14051.2             | 10202.6            | 5249.0        | 147.8       | 4805.7 | 3848.6                      | 92872.7        | 15016.6              | 77856.1              | 10513.9                    | 1165.5 | 9348.4  | 6657.6         |
| 2005          | 140168.6                             | 130451.1        | 19923.0             | 16561.5            | 7371.8        | 247.8       | 8941.9 | 3361.5                      | 100618.1       | 15316.5              | 85301.7              | 9910.0                     | 1112.2 | 8797.7  | 9717.6         |
| 2006          |                                      |                 |                     |                    |               |             |        |                             |                |                      |                      |                            |        |         |                |
| Mar           | 144414.5                             | 135063.1        | 21288.1             | 12089.5            | 2833.4        | 516.6       | 8739.5 | 9198.6                      | 104536.9       | 16554.3              | 87982.7              | 9238.1                     | 1161.1 | 8077.0  | 9351.4         |
| Jun           | 147694.7                             | 137768.6        | 20318.8             | 11342.4            | 2025.3        | 395.4       | 8921.7 | 8976.3                      | 108167.4       | 16801.3              | 91366.1              | 9282.4                     | 1244.1 | 8038.3  | 9926.1         |
| Sep           | 152146.0                             | 142294.5        | 20464.7             | 11422.4            | 2103.5        | 348.1       | 8970.8 | 9042.3                      | 113294.7       | 18409.2              | 94885.6              | 8535.1                     | 1298.0 | 7237.2  | 9851.5         |
| Dec           | 154632.9                             | 144557.7        | 21432.4             | 12312.4            | 2945.7        | 298.1       | 9068.6 | 9120.0                      | 114585.7       | 18332.8              | 96252.9              | 8539.6                     | 1348.5 | 7191.1  | 10075.3        |
| 2007          |                                      |                 |                     |                    |               |             |        |                             |                |                      |                      |                            |        |         |                |
| Mar           | 160820.1                             | 149361.7        | 21326.2             | 11612.0            | 2396.2        | 393.9       | 8821.9 | 9714.2                      | 120253.3       | 21211.8              | 99041.5              | 7782.3                     | 616.2  | 7166.1  | 11458.4        |
| Jun           | 166897.2                             | 155731.2        | 23616.7             | 12211.6            | 2972.3        | 341.9       | 8897.4 | 11405.1                     | 123376.5       | 20602.9              | 102773.7             | 8737.9                     | 535.7  | 8202.2  | 11166.0        |
| Sep           | 167322.6                             | 158228.2        | 23461.7             | 13164.4            | 3830.5        | 318.1       | 9015.8 | 10297.3                     | 126041.2       | 20223.7              | 105817.6             | 8725.3                     | 577.4  | 8147.9  | 9094.4         |
| Dec           | 175653.2                             | 165198.3        | 24862.5             | 13700.1            | 4302.5        | 282.3       | 9115.4 | 11162.4                     | 131001.5       | 21872.0              | 109129.6             | 9334.2                     | 875.7  | 8458.5  | 10454.9        |
| 2008          |                                      |                 |                     |                    |               |             |        |                             |                |                      |                      |                            |        |         |                |
| Jan           | 182831.6                             | 172588.7        | 28087.7             | 15461.6            | 5954.1        | 326.8       | 9180.8 | 12626.0                     | 134696.6       | 23660.7              | 111035.9             | 9804.5                     | 896.2  | 8908.2  | 10242.9        |
| Feb           | 182524.4                             | 172421.1        | 27823.4             | 15395.4            | 5856.5        | 338.9       | 9200.0 | 12428.0                     | 134264.7       | 22225.7              | 112039.0             | 10332.9                    | 896.1  | 9436.8  | 10103.3        |
| Mar           | 185286.2                             | 175532.5        | 28359.2             | 15205.1            | 5722.1        | 308.4       | 9174.7 | 13154.0                     | 136824.0       | 23399.1              | 113424.9             | 10349.3                    | 915.2  | 9434.1  | 9753.6         |
| Apr           | 188589.2                             | 178272.8        | 27876.9             | 14649.1            | 5095.8        | 330.9       | 9222.3 | 13227.8                     | 140310.3       | 23549.5              | 116760.7             | 10085.6                    | 931.9  | 9153.8  | 10316.5        |
| May           | 191869.7                             | 182389.5        | 27096.0             | 14308.9            | 4710.8        | 325.6       | 9272.5 | 12787.1                     | 143879.4       | 24847.7              | 119031.7             | 11414.1                    | 978.7  | 10435.4 | 9480.2         |
| Jun           | 194078.8                             | 184337.2        | 29924.9             | 16868.7            | 7271.9        | 320.6       | 9276.3 | 13056.2                     | 143645.4       | 24426.6              | 119218.8             | 10766.9                    | 988.1  | 9778.8  | 9741.6         |
| Jul           | 194374.9                             | 184933.2        | 29808.1             | 17472.4            | 7813.5        | 313.1       | 9345.8 | 12335.7                     | 144517.7       | 24968.3              | 119549.4             | 10607.4                    | 1188.2 | 9419.2  | 9441.7         |
| Aug           | 194439.7                             | 185064.4        | 28140.7             | 15565.6            | 5914.2        | 350.6       | 9300.7 | 12575.1                     | 145924.4       | 28083.9              | 117840.5             | 10999.3                    | 1197.2 | 9802.1  | 9375.3         |
| Sep           | 191093.9                             | 182582.4        | 27681.6             | 15566.0            | 5786.5        | 336.3       | 9443.2 | 12115.7                     | 144984.6       | 27874.8              | 117109.8             | 9916.2                     | 361.7  | 9554.5  | 8511.5         |
| Oct           | 195412.8                             | 186873.1        | 28995.9             | 15642.6            | 5789.0        | 358.0       | 9495.6 | 13353.2                     | 148028.3       | 30748.1              | 117280.2             | 9848.9                     | 369.3  | 9479.6  | 8539.7         |
| Nov           | 194900.9                             | 186571.9        | 28662.0             | 15324.8            | 5497.7        | 332.6       | 9494.5 | 13337.3                     | 148224.9       | 30102.7              | 118122.2             | 9685.0                     | 372.9  | 9312.2  | 8329.0         |
| Dec           | 196010.9                             | 187812.5        | 29720.7             | 15517.3            | 5587.8        | 324.1       | 9605.4 | 14203.4                     | 146970.1       | 28611.2              | 118358.9             | 11121.8                    | 1188.8 | 9932.9  | 8198.3         |
| 2009          |                                      |                 |                     |                    |               |             |        |                             |                |                      |                      |                            |        |         |                |
| Jan           | 200936.7                             | 192443.7        | 29956.1             | 15236.2            | 5277.6        | 318.3       | 9640.3 | 14719.9                     | 150729.2       | 30406.7              | 120322.5             | 11758.4                    | 1098.9 | 10659.5 | 8493.0         |
| Feb           | 204158.4                             | 195110.9        | 31132.3             | 15549.4            | 5554.5        | 342.8       | 9652.2 | 15582.8                     | 152763.7       | 30191.1              | 122572.6             | 11214.8                    | 1111.4 | 10103.5 | 9047.5         |

Source: Commercial Banks



**COMMERCIAL BANKS: DEMAND DEPOSITS**  
(G\$ Million)

Table 2.3

| End of Period | Total Dep. Residents & Non-Residents | Total Residents | Public Sector       |                    |               |             |                             |        | Private Sector       |                      |        | Non-Bank Fin. Institutions |         |        | Foreign Sector |
|---------------|--------------------------------------|-----------------|---------------------|--------------------|---------------|-------------|-----------------------------|--------|----------------------|----------------------|--------|----------------------------|---------|--------|----------------|
|               |                                      |                 | Total Public Sector | General Government |               |             | Public Non-Fin. Enterprises | Total  | Business Enterprises | Individual Customers | Total  | Public                     | Private |        |                |
|               |                                      |                 |                     | Total              | Central Gov't | Local Gov't |                             |        |                      |                      |        |                            |         | Other  |                |
| 1999          | 12617.2                              | 10692.9         | 3309.4              | 1561.6             | 875.8         | 16.9        | 16.9                        | 838.8  | 6720.5               | 3548.0               | 3172.5 | 662.9                      | 119.1   | 543.9  | 1924.3         |
| 2000          | 14039.3                              | 12461.5         | 2507.3              | 1593.5             | 1497.3        | 40.7        | 55.5                        | 913.8  | 9318.7               | 6166.3               | 3152.4 | 635.5                      | 151.7   | 483.8  | 1577.8         |
| 2001          | 13489.3                              | 11975.4         | 2852.6              | 1659.6             | 1556.3        | 82.6        | 20.8                        | 1193.0 | 8454.3               | 5117.9               | 3336.4 | 668.5                      | 104.5   | 564.0  | 1513.9         |
| 2002          | 15864.3                              | 14039.8         | 3627.7              | 1981.2             | 1845.8        | 98.7        | 36.7                        | 1646.5 | 9839.9               | 6095.8               | 3744.1 | 572.2                      | 40.6    | 531.6  | 1824.6         |
| 2003          | 17821.0                              | 15874.1         | 3355.7              | 2107.8             | 1973.7        | 70.0        | 64.0                        | 1248.0 | 11375.3              | 7455.8               | 3919.5 | 1143.1                     | 437.0   | 706.0  | 1946.9         |
| 2004          | 23171.4                              | 19042.9         | 4318.9              | 2398.8             | 2215.7        | 70.6        | 112.5                       | 1920.1 | 12984.4              | 9469.6               | 3514.8 | 1739.5                     | 652.7   | 1086.8 | 4128.5         |
| 2005          | 26847.2                              | 20521.9         | 4590.6              | 3200.6             | 2907.4        | 170.4       | 122.8                       | 1390.0 | 14445.6              | 9815.4               | 4630.2 | 1485.6                     | 175.7   | 1309.9 | 6325.3         |
| 2006          |                                      |                 |                     |                    |               |             |                             |        |                      |                      |        |                            |         |        |                |
| Mar           | 27701.4                              | 21369.1         | 4718.7              | 2022.3             | 1445.3        | 436.3       | 140.6                       | 2696.5 | 15481.5              | 10481.0              | 5000.5 | 1168.8                     | 115.5   | 1053.3 | 6332.4         |
| Jun           | 29447.2                              | 22526.0         | 4658.3              | 1505.6             | 1057.5        | 314.8       | 133.3                       | 3152.7 | 16502.5              | 10882.3              | 5620.2 | 1365.2                     | 198.3   | 1166.9 | 6921.2         |
| Sep           | 31323.8                              | 24613.4         | 4698.1              | 1462.8             | 1065.3        | 266.8       | 130.6                       | 3235.3 | 18838.4              | 12550.4              | 6288.0 | 1076.9                     | 155.8   | 921.1  | 6710.4         |
| Dec           | 32220.8                              | 25421.8         | 5372.0              | 1489.3             | 1152.7        | 215.7       | 120.9                       | 3882.7 | 18878.9              | 12235.9              | 6643.0 | 1170.9                     | 196.2   | 974.6  | 6799.0         |
| 2007          |                                      |                 |                     |                    |               |             |                             |        |                      |                      |        |                            |         |        |                |
| Mar           | 33695.5                              | 26571.4         | 5545.5              | 1581.1             | 1122.5        | 305.5       | 153.2                       | 3964.4 | 20132.3              | 13338.6              | 6793.7 | 893.7                      | 69.3    | 824.3  | 7124.1         |
| Jun           | 34742.5                              | 27391.2         | 6844.8              | 1600.2             | 1196.7        | 252.9       | 150.6                       | 5244.6 | 19332.2              | 12763.0              | 6569.2 | 1214.2                     | 109.7   | 1104.5 | 7351.3         |
| Sep           | 33861.6                              | 28396.3         | 7189.9              | 1812.3             | 1490.6        | 227.5       | 94.2                        | 5377.6 | 20300.0              | 13965.3              | 6334.7 | 906.5                      | 151.4   | 755.1  | 5465.3         |
| Dec           | 36809.7                              | 30074.1         | 6931.7              | 1888.1             | 1614.9        | 181.6       | 91.5                        | 5043.6 | 21842.8              | 15063.1              | 6779.8 | 1299.6                     | 126.3   | 1173.3 | 6735.6         |
| 2008          |                                      |                 |                     |                    |               |             |                             |        |                      |                      |        |                            |         |        |                |
| Jan           | 38976.2                              | 32662.6         | 8476.9              | 1977.4             | 1630.7        | 219.7       | 127.0                       | 6499.4 | 23401.7              | 16093.7              | 7308.0 | 784.0                      | 144.6   | 639.4  | 6313.6         |
| Feb           | 37207.5                              | 31222.1         | 7978.6              | 2195.0             | 1833.4        | 236.4       | 125.3                       | 5783.5 | 22107.6              | 14561.7              | 7545.9 | 1136.0                     | 147.2   | 988.7  | 5985.4         |
| Mar           | 39145.5                              | 33481.5         | 8935.3              | 1988.6             | 1694.9        | 215.3       | 78.4                        | 6946.8 | 23250.2              | 15487.8              | 7762.4 | 1296.0                     | 165.6   | 1130.4 | 5664.0         |
| Apr           | 39670.8                              | 33320.0         | 7878.5              | 1891.2             | 1544.5        | 238.2       | 108.5                       | 5987.3 | 23878.5              | 15672.9              | 8205.6 | 1563.1                     | 180.5   | 1382.7 | 6350.8         |
| May           | 40475.3                              | 34857.2         | 7199.0              | 1843.5             | 1501.6        | 221.0       | 120.9                       | 5355.5 | 25637.7              | 16877.5              | 8760.2 | 2020.6                     | 225.4   | 1795.2 | 5618.0         |
| Jun           | 42088.4                              | 36315.2         | 10248.8             | 4486.0             | 4156.9        | 215.7       | 113.4                       | 5762.8 | 24737.9              | 16278.2              | 8459.7 | 1328.5                     | 238.1   | 1090.5 | 5773.2         |
| Jul           | 42261.8                              | 36536.4         | 9992.3              | 4881.4             | 4506.1        | 207.0       | 168.4                       | 5110.9 | 25224.6              | 17014.1              | 8210.5 | 1319.5                     | 251.2   | 1068.3 | 5725.4         |
| Aug           | 41379.5                              | 35829.2         | 7597.3              | 2551.3             | 2196.9        | 233.3       | 121.1                       | 5046.0 | 26690.1              | 18157.0              | 8533.1 | 1541.8                     | 259.2   | 1282.6 | 5550.3         |
| Sep           | 39424.5                              | 33954.1         | 6637.0              | 2536.0             | 2202.2        | 226.4       | 107.4                       | 4101.0 | 26196.9              | 17838.5              | 8358.4 | 1120.2                     | 165.0   | 955.2  | 5470.4         |
| Oct           | 40455.0                              | 34954.0         | 7751.7              | 2654.3             | 2287.5        | 232.5       | 134.3                       | 5097.3 | 26092.5              | 18363.0              | 7729.5 | 1109.8                     | 172.5   | 937.3  | 5501.0         |
| Nov           | 38422.2                              | 33077.4         | 7335.7              | 2525.3             | 2201.3        | 214.8       | 109.2                       | 4810.4 | 24699.1              | 17122.1              | 7577.0 | 1042.6                     | 175.0   | 867.6  | 5344.8         |
| Dec           | 38800.1                              | 33362.8         | 7559.9              | 2314.9             | 2001.1        | 205.4       | 108.4                       | 5245.0 | 23852.4              | 16301.6              | 7550.8 | 1950.6                     | 891.1   | 1059.5 | 5437.3         |
| 2009          |                                      |                 |                     |                    |               |             |                             |        |                      |                      |        |                            |         |        |                |
| Jan           | 39805.1                              | 34234.6         | 6714.7              | 2419.1             | 2096.6        | 199.0       | 123.6                       | 4295.6 | 25634.8              | 17845.6              | 7789.1 | 1885.1                     | 901.6   | 983.5  | 5570.6         |
| Feb           | 42305.7                              | 36154.4         | 7366.1              | 2565.9             | 2246.0        | 210.1       | 109.8                       | 4800.2 | 26771.5              | 17766.6              | 9004.9 | 2016.9                     | 913.6   | 1103.3 | 6151.3         |

Source: Commercial Banks

**COMMERCIAL BANKS: TIME DEPOSITS**  
(G\$Million)

Table 2.4

| End of Period | Total Dep. Residents & Non-Residents | Total Residents | Public Sector       |                    |               |             |                             |        | Private Sector       |                      |         | Non-Bank Fin. Institutions |         |        | Foreign Sector |
|---------------|--------------------------------------|-----------------|---------------------|--------------------|---------------|-------------|-----------------------------|--------|----------------------|----------------------|---------|----------------------------|---------|--------|----------------|
|               |                                      |                 | Total Public Sector | General Government |               |             | Public Non-Fin. Enterprises | Total  | Business Enterprises | Individual Customers | Total   | Public                     | Private |        |                |
|               |                                      |                 |                     | Total              | Central Gov't | Local Gov't |                             |        |                      |                      |         |                            |         | Other  |                |
| 1999          | 25579.1                              | 24818.3         | 1163.1              | 899.3              | 881.5         | 16.3        | 1.5                         | 263.8  | 18885.4              | 2287.2               | 16598.2 | 4769.8                     | 1403.5  | 3366.3 | 760.8          |
| 2000          | 33249.1                              | 32615.6         | 4128.5              | 3848.7             | 1429.0        | 16.7        | 2402.9                      | 279.9  | 21013.7              | 3545.2               | 17468.5 | 7473.4                     | 854.6   | 6618.8 | 633.5          |
| 2001          | 33133.8                              | 32754.2         | 3062.0              | 3005.5             | 1239.7        | 82.7        | 1683.1                      | 56.6   | 23188.3              | 3844.9               | 19343.4 | 6503.9                     | 503.3   | 6000.7 | 379.5          |
| 2002          | 33798.4                              | 32702.5         | 4849.7              | 4354.8             | 1427.4        | 42.1        | 2885.2                      | 494.9  | 20308.8              | 3413.5               | 16895.3 | 7544.0                     | 486.2   | 7057.8 | 1095.9         |
| 2003          | 33379.5                              | 32351.1         | 6137.3              | 5921.0             | 1648.3        | 17.5        | 4255.2                      | 216.3  | 18624.3              | 3114.2               | 15510.1 | 7589.5                     | 0.8     | 7588.7 | 1028.4         |
| 2004          | 30520.2                              | 29412.0         | 7131.9              | 6973.3             | 2360.6        | 21.4        | 4591.3                      | 158.6  | 15051.6              | 2002.3               | 13049.2 | 7228.5                     | 86.9    | 7141.5 | 1108.2         |
| 2005          | 33899.3                              | 32943.1         | 12103.3             | 11941.1            | 3103.7        | 21.5        | 8815.8                      | 162.2  | 14349.0              | 2178.4               | 12170.7 | 6490.8                     | 502.3   | 5988.4 | 956.2          |
| 2006          |                                      |                 |                     |                    |               |             |                             |        |                      |                      |         |                            |         |        |                |
| Mar           | 33741.5                              | 32853.9         | 12032.7             | 8864.8             | 247.7         | 21.6        | 8595.6                      | 3167.9 | 14390.4              | 2104.0               | 12286.5 | 6430.8                     | 608.7   | 5822.0 | 887.7          |
| Jun           | 33219.6                              | 32359.7         | 12402.2             | 9052.5             | 245.8         | 21.6        | 8785.1                      | 3349.7 | 13920.3              | 1903.2               | 12017.1 | 6037.2                     | 603.2   | 5434.0 | 859.9          |
| Sep           | 33929.0                              | 33023.6         | 12693.0             | 9100.7             | 246.3         | 17.6        | 8836.8                      | 3592.3 | 14689.0              | 1961.5               | 12727.6 | 5641.6                     | 700.0   | 4941.6 | 905.5          |
| Dec           | 33812.6                              | 32929.0         | 12133.4             | 9208.6             | 246.7         | 17.7        | 8944.3                      | 2924.8 | 15053.9              | 1908.7               | 13145.2 | 5741.7                     | 707.5   | 5034.1 | 883.6          |
| 2007          |                                      |                 |                     |                    |               |             |                             |        |                      |                      |         |                            |         |        |                |
| Mar           | 34259.4                              | 33398.8         | 12672.7             | 9203.5             | 520.9         | 17.7        | 8665.0                      | 3469.2 | 14910.0              | 2040.7               | 12869.3 | 5816.2                     | 401.2   | 5415.0 | 860.5          |
| Jun           | 35265.3                              | 34429.6         | 13116.1             | 9232.5             | 471.9         | 17.6        | 8743.0                      | 3883.6 | 14890.8              | 1810.7               | 13080.1 | 6422.7                     | 400.2   | 6022.5 | 835.7          |
| Sep           | 35419.0                              | 34598.2         | 12382.5             | 9408.3             | 473.1         | 17.6        | 8917.6                      | 2974.2 | 15295.1              | 1883.7               | 13411.4 | 6920.6                     | 400.1   | 6520.5 | 820.8          |
| Dec           | 37190.6                              | 36394.7         | 13921.1             | 9611.4             | 574.0         | 17.6        | 9019.7                      | 4309.8 | 15582.9              | 1901.5               | 13681.5 | 6890.6                     | 703.4   | 6187.2 | 795.9          |
| 2008          |                                      |                 |                     |                    |               |             |                             |        |                      |                      |         |                            |         |        |                |
| Jan           | 38711.0                              | 37916.2         | 14063.0             | 9650.4             | 583.2         | 17.6        | 9049.6                      | 4412.6 | 15799.6              | 1881.6               | 13918.0 | 8053.6                     | 705.6   | 7348.0 | 794.8          |
| Feb           | 39588.5                              | 38787.9         | 14306.4             | 9672.1             | 584.0         | 17.7        | 9070.4                      | 4634.3 | 16428.4              | 1884.2               | 14544.3 | 8053.1                     | 702.8   | 7350.3 | 800.6          |
| Mar           | 39890.5                              | 39088.4         | 14544.7             | 9698.1             | 588.5         | 17.7        | 9091.9                      | 4846.5 | 16481.8              | 1909.4               | 14572.3 | 8062.0                     | 703.4   | 7358.6 | 802.0          |
| Apr           | 40101.5                              | 39301.7         | 14697.1             | 9715.8             | 588.7         | 17.7        | 9109.4                      | 4981.3 | 16956.6              | 1993.1               | 14963.5 | 7647.9                     | 705.1   | 6942.8 | 799.8          |
| May           | 41089.2                              | 40296.0         | 14985.4             | 9754.6             | 589.8         | 17.7        | 9147.1                      | 5230.8 | 16991.5              | 2018.2               | 14973.3 | 8319.2                     | 707.0   | 7612.2 | 793.2          |
| Jun           | 41313.3                              | 40533.2         | 15124.3             | 9765.8             | 589.8         | 17.7        | 9158.3                      | 5358.5 | 16872.3              | 1991.0               | 14881.3 | 8536.6                     | 703.6   | 7833.0 | 780.1          |
| Jul           | 41285.4                              | 40512.1         | 15018.6             | 9780.6             | 590.0         | 17.7        | 9172.9                      | 5238.0 | 17107.1              | 2034.6               | 15072.5 | 8386.3                     | 890.5   | 7495.9 | 773.3          |
| Aug           | 41503.4                              | 40763.9         | 15883.6             | 10536.7            | 1346.3        | 15.5        | 9174.9                      | 5346.8 | 16310.4              | 2657.5               | 13652.9 | 8569.9                     | 891.4   | 7678.5 | 739.5          |
| Sep           | 40988.2                              | 40245.1         | 16153.3             | 10690.0            | 1343.4        | 15.5        | 9331.1                      | 5463.3 | 16248.5              | 2612.0               | 13636.5 | 7843.3                     | 180.1   | 7663.1 | 743.1          |
| Oct           | 41019.9                              | 40288.1         | 16369.0             | 10718.7            | 1346.7        | 15.5        | 9356.6                      | 5650.2 | 16024.7              | 2666.2               | 13358.5 | 7894.4                     | 180.3   | 7714.1 | 731.8          |
| Nov           | 40932.2                              | 40205.2         | 16431.9             | 10750.8            | 1354.0        | 15.5        | 9381.3                      | 5681.1 | 15740.0              | 2489.4               | 13250.6 | 8033.3                     | 181.3   | 7852.0 | 727.1          |
| Dec           | 41568.5                              | 40847.2         | 16706.6             | 10866.1            | 1357.6        | 15.5        | 9493.0                      | 5840.5 | 15645.9              | 2489.4               | 13156.5 | 8494.7                     | 281.1   | 8213.6 | 721.3          |
| 2009          |                                      |                 |                     |                    |               |             |                             |        |                      |                      |         |                            |         |        |                |
| Jan           | 42448.3                              | 41733.0         | 16795.1             | 10894.5            | 1366.3        | 15.5        | 9512.7                      | 5900.6 | 16403.0              | 2460.5               | 13942.5 | 8534.9                     | 180.6   | 8354.3 | 715.3          |
| Feb           | 43029.2                              | 42314.5         | 16962.1             | 10928.0            | 1374.1        | 15.5        | 9538.4                      | 6034.2 | 17127.5              | 2592.1               | 14535.3 | 8224.9                     | 181.1   | 8043.8 | 714.7          |

Source: Commercial Banks

**COMMERCIAL BANKS: SAVINGS DEPOSITS**  
(G\$Million)

Table 2.5

| End of Period | Total Dep. Residents & Non-Residents | Total Residents | Public Sector       |                    |               |             |       |                             | Private Sector |                      |                      | Non-Bank Fin. Institutions |        |         | Foreign Sector |
|---------------|--------------------------------------|-----------------|---------------------|--------------------|---------------|-------------|-------|-----------------------------|----------------|----------------------|----------------------|----------------------------|--------|---------|----------------|
|               |                                      |                 | Total Public Sector | General Government |               |             |       | Public Non-Fin. Enterprises | Total          | Business Enterprises | Individual Customers | Total                      | Public | Private |                |
|               |                                      |                 |                     | Total              | Central Gov't | Local Gov't | Other |                             |                |                      |                      |                            |        |         |                |
| 1999          | 40917.6                              | 39707.8         | 2798.0              | 1507.8             | 1460.6        | 47.1        | -     | 1290.3                      | 36546.3        | 2120.6               | 34425.7              | 363.5                      | 6.0    | 357.5   | 1209.8         |
| 2000          | 43677.4                              | 42448.9         | 2498.3              | 1952.6             | 1899.7        | 53.0        | 0.0   | 545.7                       | 39604.8        | 3453.9               | 36150.9              | 345.8                      | 0.3    | 345.5   | 1228.5         |
| 2001          | 48633.5                              | 47605.1         | 1729.2              | 1086.1             | 987.9         | 98.2        | -     | 643.1                       | 45039.8        | 5004.5               | 40035.4              | 836.1                      | 0.5    | 835.6   | 1028.4         |
| 2002          | 55684.9                              | 54381.7         | 1802.6              | 1235.8             | 1180.1        | 55.7        | -     | 566.8                       | 51473.8        | 6897.8               | 44575.9              | 1105.3                     | 0.0    | 1105.3  | 1303.2         |
| 2003          | 61526.0                              | 60459.2         | 2496.0              | 1557.0             | 1449.0        | 57.2        | 50.8  | 939.0                       | 56842.2        | 7930.8               | 48911.4              | 1121.1                     | 425.6  | 695.5   | 1066.7         |
| 2004          | 70403.7                              | 68982.9         | 2600.3              | 830.4              | 672.7         | 55.8        | 101.9 | 1769.9                      | 64836.7        | 3544.6               | 61292.1              | 1545.9                     | 425.9  | 1120.0  | 1420.9         |
| 2005          | 79422.2                              | 76986.1         | 3229.2              | 1419.9             | 1360.7        | 55.9        | 3.3   | 1809.3                      | 71823.4        | 3322.7               | 68500.7              | 1933.5                     | 434.2  | 1499.4  | 2436.0         |
| 2006          |                                      |                 |                     |                    |               |             |       |                             |                |                      |                      |                            |        |         |                |
| Mar           | 82971.6                              | 80840.2         | 4536.6              | 1202.4             | 1140.3        | 58.7        | 3.4   | 3334.2                      | 74665.0        | 3969.3               | 70695.7              | 1638.6                     | 436.9  | 1201.6  | 2131.4         |
| Jun           | 85027.9                              | 82882.9         | 3258.3              | 784.4              | 722.0         | 59.0        | 3.4   | 2473.9                      | 77744.5        | 4015.9               | 73728.7              | 1880.1                     | 442.7  | 1437.4  | 2145.0         |
| Sep           | 86893.2                              | 84657.5         | 3073.6              | 859.0              | 791.9         | 63.6        | 3.4   | 2214.6                      | 79767.3        | 3897.3               | 75870.0              | 1816.7                     | 442.2  | 1374.5  | 2235.6         |
| Dec           | 88599.5                              | 86206.9         | 3927.0              | 1614.5             | 1546.3        | 64.8        | 3.4   | 2312.5                      | 80652.8        | 4188.2               | 76464.7              | 1627.1                     | 444.8  | 1182.3  | 2392.6         |
| 2007          |                                      |                 |                     |                    |               |             |       |                             |                |                      |                      |                            |        |         |                |
| Mar           | 92865.3                              | 89391.5         | 3108.0              | 827.4              | 752.9         | 70.7        | 3.7   | 2280.6                      | 85211.1        | 5832.6               | 79378.5              | 1072.4                     | 145.6  | 926.8   | 3473.7         |
| Jun           | 96889.4                              | 93910.4         | 3655.8              | 1379.0             | 1303.8        | 71.4        | 3.8   | 2276.8                      | 89153.5        | 6029.2               | 83124.4              | 1101.0                     | 25.8   | 1075.2  | 2979.1         |
| Sep           | 98042.0                              | 95233.7         | 3889.4              | 1943.9             | 1866.9        | 73.0        | 4.0   | 1945.6                      | 90446.1        | 4374.7               | 86071.4              | 898.2                      | 25.9   | 872.3   | 2808.3         |
| Dec           | 101653.0                             | 98729.5         | 4009.7              | 2200.7             | 2113.5        | 83.0        | 4.2   | 1809.0                      | 93575.8        | 4907.4               | 88668.3              | 1144.0                     | 46.1   | 1098.0  | 2923.4         |
| 2008          |                                      |                 |                     |                    |               |             |       |                             |                |                      |                      |                            |        |         |                |
| Jan           | 105144.4                             | 102009.9        | 5547.8              | 3833.8             | 3740.2        | 89.4        | 4.2   | 1714.0                      | 95495.2        | 5685.4               | 89809.8              | 966.8                      | 46.1   | 920.8   | 3134.5         |
| Feb           | 105728.3                             | 102411.0        | 5538.5              | 3528.3             | 3439.1        | 84.9        | 4.3   | 2010.2                      | 95728.7        | 5779.8               | 89948.9              | 1143.9                     | 46.1   | 1097.8  | 3317.3         |
| Mar           | 106250.2                             | 102962.6        | 4879.2              | 3518.4             | 3438.7        | 75.4        | 4.3   | 1360.8                      | 97092.0        | 6001.9               | 91090.2              | 991.4                      | 46.3   | 945.1   | 3287.6         |
| Apr           | 108816.9                             | 105651.1        | 5301.3              | 3042.1             | 2962.7        | 75.0        | 4.4   | 2259.2                      | 99475.2        | 5883.5               | 93591.6              | 874.6                      | 46.3   | 828.3   | 3165.8         |
| May           | 110305.2                             | 107236.2        | 4911.7              | 2710.9             | 2619.5        | 86.9        | 4.5   | 2200.8                      | 101250.2       | 5952.0               | 95298.2              | 1074.3                     | 46.3   | 1028.0  | 3069.0         |
| Jun           | 110677.1                             | 107488.8        | 4551.9              | 2616.9             | 2525.2        | 87.2        | 4.5   | 1934.9                      | 102035.2       | 6157.4               | 95877.8              | 901.8                      | 46.5   | 855.3   | 3188.3         |
| Jul           | 110827.6                             | 107884.7        | 4797.1              | 2810.4             | 2717.4        | 88.4        | 4.6   | 1986.7                      | 102186.0       | 5919.6               | 96266.4              | 901.6                      | 46.6   | 855.0   | 2942.9         |
| Aug           | 111556.9                             | 108471.4        | 4659.8              | 2477.6             | 2371.0        | 101.9       | 4.6   | 2182.2                      | 102923.9       | 7269.4               | 95654.5              | 887.7                      | 46.6   | 841.1   | 3085.5         |
| Sep           | 110681.3                             | 108383.2        | 4891.3              | 2340.0             | 2240.9        | 94.4        | 4.7   | 2551.4                      | 102539.1       | 7424.3               | 95114.8              | 952.7                      | 16.5   | 936.2   | 2298.1         |
| Oct           | 113938.0                             | 111631.1        | 4875.3              | 2269.6             | 2154.8        | 110.0       | 4.7   | 2605.7                      | 105911.1       | 9719.0               | 96192.1              | 844.7                      | 16.6   | 828.1   | 2306.9         |
| Nov           | 115546.5                             | 113289.4        | 4894.4              | 2048.6             | 1942.4        | 102.3       | 3.9   | 2845.8                      | 107785.8       | 10491.2              | 97294.6              | 609.2                      | 16.6   | 592.6   | 2257.1         |
| Dec           | 115642.3                             | 113602.5        | 5454.3              | 2336.3             | 2229.1        | 103.2       | 4.0   | 3118.0                      | 107471.8       | 9820.3               | 97651.5              | 676.5                      | 16.6   | 659.9   | 2039.8         |
| 2009          |                                      |                 |                     |                    |               |             |       |                             |                |                      |                      |                            |        |         |                |
| Jan           | 118683.3                             | 116476.1        | 6446.3              | 1922.7             | 1814.7        | 103.8       | 4.1   | 4523.6                      | 108691.4       | 10100.5              | 98590.9              | 1338.4                     | 16.6   | 1321.8  | 2207.2         |
| Feb           | 118823.5                             | 116641.9        | 6804.0              | 2055.6             | 1934.4        | 117.1       | 4.0   | 4748.5                      | 108864.8       | 9832.4               | 99032.4              | 973.1                      | 16.6   | 956.4   | 2181.5         |

Source: Commercial Banks

**COMMERCIAL BANKS: TIME DEPOSITS BY MATURITY**  
(G\$ Million)

Table 2.6

| End Of Period | Up To 3 Months | Exceeding 3 & Up To 6 Months | Exceeding 6 & Up To 9 Months | Up To 12 Months | Exceeding 12 Months | Total   |
|---------------|----------------|------------------------------|------------------------------|-----------------|---------------------|---------|
| 1999          | 14820.6        | 3906.5                       | 1475.3                       | 4715.0          | 661.7               | 25579.1 |
| 2000          | 16979.5        | 5389.5                       | 14.0                         | 9844.4          | 1021.6              | 33249.1 |
| 2001          | 16307.9        | 4547.0                       | 79.7                         | 10022.0         | 2177.2              | 33133.8 |
| 2002          | 15645.2        | 4609.1                       | 318.6                        | 11116.5         | 2109.1              | 33798.4 |
| 2003          | 13909.0        | 5502.0                       | 71.9                         | 12528.3         | 1368.3              | 33379.5 |
| 2004          |                |                              |                              |                 |                     |         |
| Mar           | 13626.1        | 5127.8                       | 352.4                        | 12472.3         | 1424.7              | 33003.3 |
| Jun           | 13176.4        | 3896.1                       | 458.1                        | 13219.1         | 1096.2              | 31845.9 |
| Sep           | 13115.1        | 4127.2                       | 181.9                        | 12492.2         | 1089.9              | 31006.3 |
| Dec           | 12760.7        | 4553.8                       | 32.3                         | 12359.1         | 814.3               | 30520.2 |
| 2005          |                |                              |                              |                 |                     |         |
| Mar           | 11903.8        | 4122.1                       | 5.8                          | 13158.3         | 910.8               | 30100.9 |
| Jun           | 11251.3        | 3806.2                       | 326.7                        | 15103.0         | 904.8               | 31392.1 |
| Sep           | 12431.4        | 3865.7                       | 71.2                         | 12238.4         | 2956.8              | 31563.4 |
| Dec           | 11434.3        | 4070.2                       | 85.3                         | 15305.8         | 3003.8              | 33899.3 |
| 2006          |                |                              |                              |                 |                     |         |
| Mar           | 11860.3        | 4193.4                       | 103.7                        | 14550.7         | 3033.3              | 33741.5 |
| Jun           | 12270.4        | 3965.9                       | 98.8                         | 13791.7         | 3092.7              | 33219.6 |
| Sep           | 12817.7        | 3890.4                       | 79.9                         | 13971.3         | 3169.8              | 33929.0 |
| Dec           | 11839.9        | 4594.3                       | 144.0                        | 14112.3         | 3122.1              | 33812.6 |
| 2007          |                |                              |                              |                 |                     |         |
| Mar           | 11897.6        | 4417.2                       | 176.0                        | 14594.3         | 3174.3              | 34259.4 |
| Jun           | 12437.8        | 4409.9                       | 174.0                        | 15016.0         | 3227.5              | 35265.3 |
| Sep           | 11607.3        | 4603.9                       | 49.5                         | 15704.0         | 3454.4              | 35419.0 |
| Dec           | 12519.5        | 5241.3                       | 18.7                         | 17372.9         | 2038.3              | 37190.6 |
| 2008          |                |                              |                              |                 |                     |         |
| Jan           | 12536.3        | 5311.1                       | 13.5                         | 18748.5         | 2101.7              | 38711.0 |
| Feb           | 13268.0        | 5501.0                       | 27.1                         | 18716.6         | 2075.8              | 39588.5 |
| Mar           | 14034.1        | 5490.5                       | 32.5                         | 18207.7         | 2125.5              | 39890.5 |
| Apr           | 14538.2        | 5421.6                       | 30.5                         | 17867.3         | 2243.9              | 40101.5 |
| May           | 14569.9        | 5603.8                       | 36.2                         | 18124.1         | 2755.2              | 41089.2 |
| Jun           | 14625.3        | 5502.8                       | 54.3                         | 18339.6         | 2791.4              | 41313.3 |
| Jul           | 16213.7        | 4758.0                       | 51.4                         | 17443.7         | 2818.6              | 41285.4 |
| Aug           | 16095.4        | 4809.8                       | 381.3                        | 17478.6         | 2738.2              | 41503.4 |
| Sep           | 15061.5        | 4390.7                       | 330.5                        | 18507.7         | 2697.8              | 40988.2 |
| Oct           | 15068.5        | 4363.6                       | 311.5                        | 18650.3         | 2625.9              | 41019.9 |
| Nov           | 14884.5        | 4330.1                       | 328.7                        | 18764.4         | 2624.5              | 40932.2 |
| Dec           | 15068.5        | 4321.7                       | 1168.4                       | 18332.2         | 2677.6              | 41568.5 |
| 2009          |                |                              |                              |                 |                     |         |
| Jan           | 15937.3        | 4369.9                       | 1209.6                       | 18245.9         | 2685.6              | 42448.3 |
| Feb           | 16669.9        | 4599.6                       | 1056.3                       | 17928.6         | 2774.8              | 43029.2 |

Source: Commercial Banks

**COMMERCIAL BANKS: DEBITS AND CREDITS ON SAVINGS ACCOUNTS**  
(G\$ Million)

Table 2.7

| Period | Savings Deposits At Beg. Of Period | Credits                           | Debits  | Net Credits (+) Or Debits (-) | Interest Accrued/ Credited To Acc. During The Period | Savings Deposits at end of Period |
|--------|------------------------------------|-----------------------------------|---------|-------------------------------|--|-----------------------------------|
|        |                                    | On Savings Acc. During The Period |         |                               |  |                                   |
| 1999   | 39322.6                            | 16112.8                           | 14675.7 | 1437.1                        | 157.9  | 40917.6                           |
| 2000   | 43787.8                            | 10022.0                           | 10330.3 | -308.3                        | 197.9  | 43677.4                           |
| 2001   | 47453.2                            | 14021.6                           | 13014.9 | 1006.7                        | 173.7  | 48633.5                           |
| 2002   | 53913.0                            | 17222.8                           | 15603.1 | 1619.8                        | 152.2  | 55684.9                           |
| 2003   | 61792.4                            | 20283.0                           | 20798.3 | -515.4                        | 248.9  | 61526.0                           |
| 2004   |                                    |                                   |         |                               |  |                                   |
| Mar    | 63327.7                            | 21987.9                           | 21329.5 | 658.3                         | 507.3  | 64493.4                           |
| Jun    | 65212.0                            | 25970.2                           | 25888.1 | 81.9                          | 628.4  | 65922.5                           |
| Sep    | 65454.6                            | 26372.8                           | 26169.6 | 203.2                         | 823.4  | 66481.2                           |
| Dec    | 68433.5                            | 25707.5                           | 23977.3 | 1730.2                        | 240.0  | 70403.7                           |
| 2005   |                                    |                                   |         |                               |  |                                   |
| Mar    | 72350.8                            | 25518.1                           | 25554.5 | -36.4                         | 510.8  | 72825.2                           |
| Jun    | 72773.3                            | 21983.8                           | 21822.1 | 161.7                         | 155.3  | 73090.3                           |
| Sep    | 74441.3                            | 22358.2                           | 21199.6 | 1158.6                        | 407.4  | 76007.3                           |
| Dec    | 77179.3                            | 26246.7                           | 24171.8 | 2075.0                        | 167.9  | 79422.2                           |
| 2006   |                                    |                                   |         |                               |  |                                   |
| Mar    | 81248.0                            | 27488.1                           | 26192.6 | 1295.5                        | 428.1  | 82971.6                           |
| Jun    | 84724.0                            | 28681.4                           | 28555.3 | 126.1                         | 177.8  | 85027.9                           |
| Sep    | 85771.5                            | 29623.5                           | 28949.3 | 674.2                         | 447.4  | 86893.2                           |
| Dec    | 88742.2                            | 31616.0                           | 31979.9 | -363.8                        | 221.2  | 88599.5                           |
| 2007   |                                    |                                   |         |                               |  |                                   |
| Mar    | 92173.1                            | 35532.0                           | 35233.4 | 298.6                         | 393.6  | 92865.3                           |
| Jun    | 97557.0                            | 31575.4                           | 32517.9 | -942.5                        | 274.9  | 96889.4                           |
| Sep    | 95821.6                            | 32545.9                           | 30763.6 | 1782.3                        | 438.1  | 98042.0                           |
| Dec    | 102881.9                           | 32336.5                           | 33753.8 | -1417.2                       | 188.4  | 101653.0                          |
| 2008   |                                    |                                   |         |                               |  |                                   |
| Jan    | 101653.0                           | 29938.5                           | 26455.5 | 3483.0                        | 8.4  | 105144.4                          |
| Feb    | 105144.4                           | 32229.3                           | 31655.0 | 574.3                         | 9.7  | 105728.3                          |
| Mar    | 105728.3                           | 29801.1                           | 29710.4 | 90.7                          | 431.2  | 106250.2                          |
| Apr    | 106250.2                           | 38103.8                           | 35875.4 | 2228.4                        | 338.3  | 108816.9                          |
| May    | 108816.9                           | 41134.9                           | 39678.6 | 1456.3                        | 31.9   | 110305.2                          |
| Jun    | 110305.2                           | 46438.8                           | 46317.2 | 121.6                         | 250.3  | 110677.1                          |
| Jul    | 110677.1                           | 48412.2                           | 48342.0 | 70.2                          | 80.4   | 110827.6                          |
| Aug    | 110827.6                           | 46288.2                           | 45595.5 | 692.8                         | 36.5   | 111556.9                          |
| Sep    | 111556.9                           | 40408.3                           | 41693.5 | -1285.2                       | 409.6  | 110681.3                          |
| Oct    | 110681.3                           | 39889.5                           | 36944.5 | 2945.0                        | 311.7  | 113938.0                          |
| Nov    | 113938.0                           | 35372.9                           | 33795.9 | 1577.0                        | 31.6   | 115546.5                          |
| Dec    | 115546.5                           | 40026.0                           | 40141.5 | -115.6                        | 211.3  | 115642.3                          |
| 2009   |                                    |                                   |         |                               |  |                                   |
| Jan    | 115642.3                           | 37548.8                           | 34538.8 | 3009.9                        | 31.1   | 118683.3                          |
| Feb    | 118683.3                           | 38543.6                           | 38432.8 | 110.9                         | 29.3   | 118823.5                          |

Source: Commercial Banks

**COMMERCIAL BANKS : DEBITS AND CLEARING BALANCES  
(G\$ MILLION)**

DEBITS ON CHEQUING ACCOUNTS

CLEARING BALANCES

Table 2.8

| Period | Debits    |
|--------|-----------|
| 1999   | 1,186,599 |
| 2000   | 1,393,131 |
| 2001   | 1,317,397 |
| 2002   | 103,269   |
| 2003   | 110,920   |
| 2004   |           |
| Mar    | 109,478   |
| Jun    | 109,613   |
| Sep    | 111,541   |
| Dec    | 159,657   |
| 2005   |           |
| Mar    | 152,684   |
| Jun    | 164,857   |
| Sep    | 183,630   |
| Dec    | 167,641   |
| 2006   |           |
| Mar    | 189,629   |
| Jun    | 172,242   |
| Sep    | 195,559   |
| Dec    | 194,351   |
| 2007   |           |
| Mar    | 217,974   |
| Jun    | 231,633   |
| Sep    | 209,247   |
| Dec    | 215,212   |
| 2008   |           |
| Jan    | 255,922   |
| Feb    | 228,153   |
| Mar    | 214,287   |
| Apr    | 247,154   |
| May    | 233,818   |
| Jun    | 249,345   |
| Jul    | 262,663   |
| Aug    | 298,522   |
| Sep    | 277,598   |
| Oct    | 280,857   |
| Nov    | 265,924   |
| Dec    | 276,220   |
| 2009   |           |
| Jan    | 278,951   |
| Feb    | 243,761   |

Table 2.9

| Period | Clearings 1) |
|--------|--------------|
| 1999   | 91,752       |
| 2000   | 107,599      |
| 2001   | 106,865      |
| 2002   | 10,969       |
| 2003   | 16,312       |
| 2004   |              |
| Mar    | 10,012       |
| Jun    | 9,589        |
| Sep    | 9,798        |
| Dec    | 13,049       |
| 2005   |              |
| Mar    | 11,046       |
| Jun    | 11,537       |
| Sep    | 11,275       |
| Dec    | 12,555       |
| 2006   |              |
| Mar    | 11,446       |
| Jun    | 11,709       |
| Sep    | 11,282       |
| Dec    | 13,692       |
| 2007   |              |
| Mar    | 13,183       |
| Jun    | 13,138       |
| Sep    | 13,237       |
| Dec    | 17,509       |
| 2008   |              |
| Jan    | 16,540       |
| Feb    | 13,340       |
| Mar    | 14,239       |
| Apr    | 16,612       |
| May    | 15,881       |
| Jun    | 16,847       |
| Jul    | 16,941       |
| Aug    | 15,516       |
| Sep    | 16,981       |
| Oct    | 16,612       |
| Nov    | 16,185       |
| Dec    | 19,433       |
| 2009   |              |
| Jan    | 16,802       |
| Feb    | 15,311       |

Sources : Bank of Guyana and Commercial Banks

1 ) Data reflect normal clearings at the Bank of Guyana. This excludes the returns of normal clearings, high value items and clearings done at the 4 regional clearing house facilities.

**COMMERCIAL BANKS: TOTAL LOANS AND ADVANCES**  
(G\$ Million)

Table 2.10

| End of Period | Total Loans Residents & Non-Residents | Total Residents | Public Sector       |                    |               |                          |                             | Private Sector |                      |                      | Non-Bank Fin. Inst. |        |         | Non-Residents |
|---------------|---------------------------------------|-----------------|---------------------|--------------------|---------------|--------------------------|-----------------------------|----------------|----------------------|----------------------|---------------------|--------|---------|---------------|
|               |                                       |                 | Total Public Sector | General Government |               |                          | Public Non-Fin. Enterprises | Total          | Business Enterprises | Individual Customers | Total               | Public | Private |               |
|               |                                       |                 |                     | Total              | Central Gov't | Other Gov't <sup>1</sup> |                             |                |                      |                      |                     |        |         |               |
| 1999          | 53885.0                               | 53465.4         | 730.8               | 47.9               | 0.2           | 47.6                     | 683.0                       | 52166.0        | 41704.3              | 10461.7              | 568.6               | -      | 568.6   | 419.6         |
| 2000          | 54660.3                               | 53896.9         | 458.8               | 39.2               | 0.0           | 39.2                     | 419.6                       | 52778.3        | 43621.7              | 9156.6               | 659.7               | 0.0    | 659.7   | 763.4         |
| 2001          | 52432.9                               | 51130.7         | 852.8               | 1.2                | -             | 1.2                      | 851.6                       | 49814.2        | 41052.8              | 8761.5               | 463.7               | -      | 463.7   | 1302.1        |
| 2002          | 50473.6                               | 48922.6         | 816.8               | 9.3                | 2.2           | 7.1                      | 807.5                       | 47381.8        | 38308.3              | 9073.5               | 723.9               | -      | 723.9   | 1551.1        |
| 2003          | 41738.4                               | 40262.2         | 885.2               | 63.4               | 1.2           | 62.2                     | 821.7                       | 38521.6        | 29696.1              | 8825.5               | 855.5               | -      | 855.5   | 1476.2        |
| 2004          | 38136.7                               | 36579.6         | 1315.6              | 50.2               | 0.1           | 50.1                     | 1265.4                      | 34774.0        | 26581.5              | 8192.5               | 490.0               | -      | 490.0   | 1557.2        |
| 2005          | 40337.1                               | 38906.9         | 1572.1              | 86.6               | 5.4           | 81.2                     | 1485.5                      | 36802.3        | 26499.3              | 10303.0              | 532.5               | -      | 532.5   | 1430.2        |
| 2006          |                                       |                 |                     |                    |               |                          |                             |                |                      |                      |                     |        |         |               |
| Mar           | 42469.4                               | 41016.2         | 2862.0              | 2.8                | 0.9           | 2.0                      | 2859.2                      | 37781.7        | 27583.8              | 10197.9              | 372.5               | -      | 372.5   | 1453.2        |
| Jun           | 45584.7                               | 43862.3         | 3509.8              | 55.8               | 4.0           | 51.8                     | 3453.9                      | 40041.0        | 29544.4              | 10496.6              | 311.5               | -      | 311.5   | 1722.5        |
| Sep           | 44424.3                               | 43261.7         | 2594.4              | 126.6              | 14.4          | 112.2                    | 2467.9                      | 40392.7        | 29205.2              | 11187.5              | 274.6               | -      | 274.6   | 1162.6        |
| Dec           | 45968.8                               | 44603.2         | 1057.9              | 91.3               | 0.5           | 90.8                     | 966.6                       | 43109.0        | 30595.7              | 12513.3              | 436.4               | -      | 436.4   | 1365.6        |
| 2007          |                                       |                 |                     |                    |               |                          |                             |                |                      |                      |                     |        |         |               |
| Mar           | 48571.4                               | 47668.4         | 2974.9              | 119.1              | 0.9           | 118.2                    | 2855.7                      | 44446.9        | 31402.3              | 13044.5              | 246.6               | -      | 246.6   | 903.1         |
| Jun           | 48739.9                               | 48019.9         | 2938.3              | 118.0              | 0.5           | 117.5                    | 2820.3                      | 44871.8        | 30774.1              | 14097.8              | 209.8               | -      | 209.8   | 720.0         |
| Sep           | 49634.0                               | 48958.2         | 2913.4              | 115.7              | 0.0           | 115.7                    | 2797.6                      | 45836.3        | 30975.4              | 14860.9              | 208.5               | -      | 208.5   | 675.9         |
| Dec           | 52021.3                               | 51328.4         | 1329.1              | 89.5               | 0.0           | 89.5                     | 1239.6                      | 49961.5        | 32956.5              | 17005.1              | 37.8                | -      | 37.8    | 692.9         |
| 2008          |                                       |                 |                     |                    |               |                          |                             |                |                      |                      |                     |        |         |               |
| Jan           | 52956.7                               | 52326.5         | 2844.5              | 82.7               | 0.3           | 82.4                     | 2761.8                      | 49446.8        | 33071.8              | 16375.0              | 35.2                | -      | 35.2    | 630.2         |
| Feb           | 53698.1                               | 53120.0         | 2869.4              | 77.2               | 0.8           | 76.4                     | 2792.2                      | 50193.2        | 33939.4              | 16253.8              | 57.4                | -      | 57.4    | 578.1         |
| Mar           | 54237.1                               | 53839.6         | 3233.9              | 84.2               | 12.0          | 72.2                     | 3149.7                      | 50567.5        | 34185.9              | 16381.6              | 38.3                | -      | 38.3    | 397.5         |
| Apr           | 54835.9                               | 54418.8         | 3024.9              | 69.9               | 0.9           | 69.0                     | 2955.0                      | 51354.2        | 34637.9              | 16716.3              | 39.8                | -      | 39.8    | 417.1         |
| May           | 56012.5                               | 55596.0         | 2819.5              | 43.8               | 0.9           | 42.9                     | 2775.7                      | 52737.3        | 35185.5              | 17551.8              | 39.2                | -      | 39.2    | 416.6         |
| Jun           | 55318.1                               | 54975.2         | 2719.5              | 96.5               | 39.9          | 56.6                     | 2623.0                      | 52161.1        | 34550.6              | 17610.4              | 94.7                | -      | 94.7    | 342.9         |
| Jul           | 56361.3                               | 55999.8         | 3042.0              | 55.4               | 4.9           | 50.5                     | 2986.5                      | 52767.0        | 35404.1              | 17362.9              | 190.9               | -      | 190.9   | 361.5         |
| Aug           | 58424.6                               | 57199.5         | 2549.7              | 94.3               | 23.1          | 71.2                     | 2455.4                      | 54549.7        | 36853.4              | 17696.3              | 100.1               | -      | 100.1   | 1225.1        |
| Sep           | 58212.1                               | 57841.5         | 2768.9              | 95.0               | 39.6          | 55.5                     | 2673.8                      | 55010.8        | 37056.9              | 17954.0              | 61.8                | -      | 61.8    | 370.6         |
| Oct           | 60762.4                               | 60328.4         | 3259.0              | 78.4               | 24.1          | 54.3                     | 3180.7                      | 56958.0        | 38357.0              | 18601.0              | 111.5               | -      | 111.5   | 433.9         |
| Nov           | 61408.1                               | 60999.1         | 2786.5              | 84.9               | 22.0          | 62.9                     | 2701.6                      | 58130.8        | 39105.4              | 19025.4              | 81.8                | -      | 81.8    | 409.0         |
| Dec           | 64117.2                               | 63582.7         | 3088.2              | 90.1               | 35.8          | 54.3                     | 2998.1                      | 60385.4        | 40739.0              | 19646.4              | 109.2               | -      | 109.2   | 534.5         |
| 2009          |                                       |                 |                     |                    |               |                          |                             |                |                      |                      |                     |        |         |               |
| Jan           | 63159.0                               | 62596.6         | 2986.3              | 77.4               | 24.0          | 53.4                     | 2908.9                      | 59504.2        | 40249.5              | 19254.8              | 106.0               | -      | 106.0   | 562.5         |
| Feb           | 63225.4                               | 62627.5         | 3070.5              | 81.6               | 27.5          | 54.1                     | 2988.9                      | 59465.7        | 40121.4              | 19344.3              | 91.3                | -      | 91.3    | 597.8         |

Source: Commercial Banks

Note: Loans and Advances do not include Real Estate Mortgage Loans.

<sup>1</sup> Other Govt. consists of Local Government and NIS.

**COMMERCIAL BANKS: DEMAND LOANS AND ADVANCES**  
(G\$ Million)

Table 2.11

| End of Period | Total Loans Residents & Non-Residents | Total Residents | Public Sector       |                    |               |                          |                             | Private Sector |                      |                      | Non-Bank Fin. Inst. |        |         | Non-Residents |
|---------------|---------------------------------------|-----------------|---------------------|--------------------|---------------|--------------------------|-----------------------------|----------------|----------------------|----------------------|---------------------|--------|---------|---------------|
|               |                                       |                 | Total Public Sector | General Government |               |                          | Public Non-Fin. Enterprises | Total          | Business Enterprises | Individual Customers | Total               | Public | Private |               |
|               |                                       |                 |                     | Total              | Central Gov't | Other Gov't <sup>1</sup> |                             |                |                      |                      |                     |        |         |               |
| 1999          | 34959.1                               | 34591.5         | 640.8               | 47.9               | 0.2           | 47.6                     | 593.0                       | 33929.5        | 27367.8              | 6561.7               | 21.2                | -      | 21.2    | 367.7         |
| 2000          | 33058.4                               | 32446.6         | 368.0               | 39.2               | 0.0           | 39.2                     | 328.8                       | 31888.0        | 26090.7              | 5797.4               | 190.6               | 0.0    | 190.6   | 611.8         |
| 2001          | 30014.5                               | 29388.9         | 699.2               | 1.2                | -             | 1.2                      | 698.0                       | 28648.1        | 24141.0              | 4507.1               | 41.6                | -      | 41.6    | 625.7         |
| 2002          | 28382.0                               | 27382.0         | 673.5               | 1.1                | 1.1           | 0.0                      | 672.3                       | 26450.6        | 22057.1              | 4393.5               | 257.9               | -      | 257.9   | 1000.1        |
| 2003          | 23154.6                               | 22200.8         | 695.0               | 50.7               | 0.1           | 50.6                     | 644.3                       | 21202.9        | 16178.3              | 5024.6               | 302.9               | -      | 302.9   | 953.8         |
| 2004          | 19732.7                               | 18516.8         | 1138.2              | 50.2               | 0.1           | 50.1                     | 1088.0                      | 17210.7        | 14451.6              | 2759.2               | 167.9               | -      | 167.9   | 1215.9        |
| 2005          | 20618.2                               | 19411.9         | 1395.2              | 86.6               | 5.4           | 81.2                     | 1308.6                      | 17731.0        | 14991.3              | 2739.7               | 285.7               | -      | 285.7   | 1206.3        |
| 2006          |                                       |                 |                     |                    |               |                          |                             |                |                      |                      |                     |        |         |               |
| Mar           | 22106.5                               | 20869.8         | 2405.1              | 2.8                | 0.9           | 2.0                      | 2402.3                      | 18230.1        | 15538.0              | 2692.1               | 234.6               | -      | 234.6   | 1236.7        |
| Jun           | 23381.9                               | 21874.7         | 2902.8              | 55.8               | 4.0           | 51.8                     | 2847.0                      | 18768.9        | 16081.7              | 2687.2               | 203.0               | -      | 203.0   | 1507.2        |
| Sep           | 22385.5                               | 21444.0         | 2187.5              | 126.6              | 14.4          | 112.2                    | 2060.9                      | 19085.0        | 16384.8              | 2700.2               | 171.5               | -      | 171.5   | 941.5         |
| Dec           | 24017.2                               | 22828.5         | 931.0               | 91.3               | 0.5           | 90.8                     | 839.7                       | 21552.2        | 18486.2              | 3066.1               | 345.3               | -      | 345.3   | 1188.7        |
| 2007          |                                       |                 |                     |                    |               |                          |                             |                |                      |                      |                     |        |         |               |
| Mar           | 26149.9                               | 25380.9         | 2199.6              | 119.1              | 0.9           | 118.2                    | 2080.5                      | 23022.6        | 19124.3              | 3898.3               | 158.7               | -      | 158.7   | 769.0         |
| Jun           | 25938.6                               | 25321.7         | 2279.9              | 118.0              | 0.5           | 117.5                    | 2162.0                      | 22835.9        | 18322.4              | 4513.5               | 205.8               | -      | 205.8   | 616.9         |
| Sep           | 25871.6                               | 25290.8         | 2216.0              | 115.7              | 0.0           | 115.7                    | 2100.2                      | 22870.4        | 18111.9              | 4758.5               | 204.5               | -      | 204.5   | 580.8         |
| Dec           | 27946.3                               | 27351.1         | 1249.1              | 89.5               | 0.0           | 89.5                     | 1159.6                      | 26068.2        | 20089.0              | 5979.1               | 33.8                | -      | 33.8    | 595.2         |
| 2008          |                                       |                 |                     |                    |               |                          |                             |                |                      |                      |                     |        |         |               |
| Jan           | 28027.0                               | 27492.0         | 2187.3              | 82.7               | 0.3           | 82.4                     | 2104.6                      | 25273.5        | 19784.6              | 5489.0               | 31.2                | -      | 31.2    | 535.0         |
| Feb           | 28468.9                               | 27983.5         | 2211.5              | 77.2               | 0.8           | 76.4                     | 2134.3                      | 25718.6        | 20493.3              | 5225.3               | 53.4                | -      | 53.4    | 485.4         |
| Mar           | 28947.5                               | 28690.9         | 2575.3              | 84.2               | 12.0          | 72.2                     | 2491.1                      | 26081.4        | 20701.1              | 5380.3               | 34.3                | -      | 34.3    | 256.6         |
| Apr           | 29605.4                               | 29326.9         | 2365.6              | 69.9               | 0.9           | 69.0                     | 2295.7                      | 26925.5        | 21311.6              | 5613.9               | 35.8                | -      | 35.8    | 278.5         |
| May           | 30399.0                               | 30120.1         | 2159.5              | 43.8               | 0.9           | 42.9                     | 2115.7                      | 27925.4        | 21719.2              | 6206.2               | 35.2                | -      | 35.2    | 278.9         |
| Jun           | 29421.5                               | 29215.0         | 2058.7              | 96.5               | 39.9          | 56.6                     | 1962.2                      | 27065.6        | 20934.2              | 6131.4               | 90.7                | -      | 90.7    | 206.5         |
| Jul           | 30747.7                               | 30519.2         | 2380.5              | 55.4               | 4.9           | 50.5                     | 2325.1                      | 27947.8        | 21769.0              | 6178.7               | 190.9               | -      | 190.9   | 228.6         |
| Aug           | 32024.0                               | 30967.0         | 1860.2              | 66.9               | 0.5           | 66.3                     | 1793.3                      | 29006.8        | 22634.4              | 6372.4               | 100.1               | -      | 100.1   | 1057.0        |
| Sep           | 31708.4                               | 31509.3         | 2077.6              | 68.4               | 16.7          | 51.6                     | 2009.3                      | 29371.6        | 23088.7              | 6282.8               | 60.1                | -      | 60.1    | 199.1         |
| Oct           | 34268.1                               | 34003.0         | 2567.9              | 52.4               | 1.9           | 50.6                     | 2515.5                      | 31341.4        | 24595.2              | 6746.2               | 93.6                | -      | 93.6    | 265.1         |
| Nov           | 34433.5                               | 34191.6         | 2095.0              | 59.4               | 0.2           | 59.2                     | 2035.7                      | 32032.3        | 25232.2              | 6800.1               | 64.2                | -      | 64.2    | 241.9         |
| Dec           | 36392.1                               | 36025.8         | 2194.2              | 64.3               | 13.5          | 50.7                     | 2129.9                      | 33739.9        | 26635.6              | 7104.3               | 91.8                | -      | 91.8    | 366.2         |
| 2009          |                                       |                 |                     |                    |               |                          |                             |                |                      |                      |                     |        |         |               |
| Jan           | 36058.8                               | 35665.3         | 2091.0              | 52.0               | 2.0           | 50.0                     | 2039.1                      | 33485.6        | 26517.3              | 6968.3               | 88.7                | -      | 88.7    | 393.5         |
| Feb           | 35954.2                               | 35529.4         | 2174.1              | 56.5               | 5.8           | 50.7                     | 2117.7                      | 33281.0        | 26342.6              | 6938.4               | 74.3                | -      | 74.3    | 424.7         |

Source: Commercial Banks

<sup>1</sup> Other Govt. consists of Local Government and NIS.



**COMMERCIAL BANKS: TERM LOANS AND ADVANCES<sup>1</sup>**  
(G\$ Million)

Table 2.12

| End of Period | Total Loans Residents & Non-Residents | Total Residents | Public Sector       |                    |               |             |                             | Private Sector |                      |                      | Non-Bank Fin. Inst. |        |         | Non-Residents |
|---------------|---------------------------------------|-----------------|---------------------|--------------------|---------------|-------------|-----------------------------|----------------|----------------------|----------------------|---------------------|--------|---------|---------------|
|               |                                       |                 | Total Public Sector | General Government |               |             | Public Non-Fin. Enterprises | Total          | Business Enterprises | Individual Customers | Total               | Public | Private |               |
|               |                                       |                 |                     | Total              | Central Gov't | Other Gov't |                             |                |                      |                      |                     |        |         |               |
| 1999          | 18,925.9                              | 18,874.0        | 90.0                | -                  | -             | -           | 90.0                        | 18,236.5       | 14,336.5             | 3,900.0              | 547.4               | -      | 547.4   | 51.9          |
| 2000          | 21,601.9                              | 21,450.3        | 90.8                | -                  | -             | -           | 90.8                        | 20,890.3       | 17,531.1             | 3,359.2              | 469.2               | -      | 469.2   | 151.7         |
| 2001          | 22,418.3                              | 21,741.8        | 153.6               | -                  | -             | -           | 153.6                       | 21,166.2       | 16,911.8             | 4,254.4              | 422.0               | -      | 422.0   | 676.5         |
| 2002          | 22,091.6                              | 21,540.6        | 143.4               | 8.2                | 1.1           | 7.1         | 135.1                       | 20,931.2       | 16,251.2             | 4,680.0              | 466.0               | -      | 466.0   | 551.0         |
| 2003          | 18,583.8                              | 18,061.4        | 190.2               | 12.7               | 1.1           | 11.6        | 177.4                       | 17,318.7       | 13,517.8             | 3,800.9              | 552.6               | -      | 552.6   | 522.4         |
| 2004          | 18,404.0                              | 18,062.8        | 177.4               | -                  | -             | -           | 177.4                       | 17,563.2       | 12,129.9             | 5,433.3              | 322.1               | -      | 322.1   | 341.2         |
| 2005          | 19,718.9                              | 19,495.0        | 176.9               | -                  | -             | -           | 176.9                       | 19,071.3       | 11,508.0             | 7,563.3              | 246.8               | -      | 246.8   | 223.9         |
| 2006          |                                       |                 |                     |                    |               |             |                             |                |                      |                      |                     |        |         |               |
| Mar           | 20,362.9                              | 20,146.4        | 456.9               | -                  | -             | -           | 456.9                       | 19,551.6       | 12,045.7             | 7,505.8              | 137.9               | -      | 137.9   | 216.5         |
| Jun           | 22,202.8                              | 21,987.6        | 606.9               | -                  | -             | -           | 606.9                       | 21,272.1       | 13,462.7             | 7,809.4              | 108.6               | -      | 108.6   | 215.2         |
| Sep           | 22,038.9                              | 21,817.7        | 406.9               | -                  | -             | -           | 406.9                       | 21,307.7       | 12,820.5             | 8,487.2              | 103.1               | -      | 103.1   | 221.1         |
| Dec           | 21,951.6                              | 21,774.7        | 126.9               | -                  | -             | -           | 126.9                       | 21,556.7       | 12,109.5             | 9,447.2              | 91.1                | -      | 91.1    | 176.9         |
| 2007          |                                       |                 |                     |                    |               |             |                             |                |                      |                      |                     |        |         |               |
| Mar           | 22,421.5                              | 22,287.4        | 775.3               | -                  | -             | -           | 775.3                       | 21,424.2       | 12,278.0             | 9,146.2              | 87.9                | -      | 87.9    | 134.1         |
| Jun           | 22,801.3                              | 22,698.2        | 658.3               | -                  | -             | -           | 658.3                       | 22,035.9       | 12,451.7             | 9,584.2              | 4.0                 | -      | 4.0     | 103.1         |
| Sep           | 23,762.4                              | 23,667.3        | 697.4               | -                  | -             | -           | 697.4                       | 22,966.0       | 12,863.6             | 10,102.4             | 4.0                 | -      | 4.0     | 95.1          |
| Dec           | 24,075.1                              | 23,977.4        | 80.0                | -                  | -             | -           | 80.0                        | 23,893.4       | 12,867.5             | 11,025.9             | 4.0                 | -      | 4.0     | 97.7          |
| 2008          |                                       |                 |                     |                    |               |             |                             |                |                      |                      |                     |        |         |               |
| Jan           | 24,929.7                              | 24,834.5        | 657.2               | -                  | -             | -           | 657.2                       | 24,173.3       | 13,287.2             | 10,886.1             | 4.0                 | -      | 4.0     | 95.2          |
| Feb           | 25,229.2                              | 25,136.4        | 657.9               | -                  | -             | -           | 657.9                       | 24,474.6       | 13,446.1             | 11,028.4             | 4.0                 | -      | 4.0     | 92.7          |
| Mar           | 25,289.6                              | 25,148.7        | 658.6               | -                  | -             | -           | 658.6                       | 24,486.1       | 13,484.8             | 11,001.3             | 4.0                 | -      | 4.0     | 140.9         |
| Apr           | 25,230.4                              | 25,091.9        | 659.3               | -                  | -             | -           | 659.3                       | 24,428.6       | 13,326.3             | 11,102.4             | 4.0                 | -      | 4.0     | 138.5         |
| May           | 25,613.6                              | 25,475.9        | 660.0               | -                  | -             | -           | 660.0                       | 24,811.8       | 13,466.3             | 11,345.5             | 4.0                 | -      | 4.0     | 137.7         |
| Jun           | 25,896.6                              | 25,760.2        | 660.7               | -                  | -             | -           | 660.7                       | 25,095.5       | 13,616.5             | 11,479.0             | 4.0                 | -      | 4.0     | 136.4         |
| Jul           | 25,613.5                              | 25,480.7        | 661.4               | -                  | -             | -           | 661.4                       | 24,819.2       | 13,635.1             | 11,184.1             | -                   | -      | -       | 132.9         |
| Aug           | 26,400.6                              | 26,232.5        | 689.5               | 27.4               | 22.5          | 4.8         | 662.1                       | 25,542.9       | 14,218.9             | 11,324.0             | -                   | -      | -       | 168.1         |
| Sep           | 26,503.6                              | 26,332.2        | 691.2               | 26.7               | 22.9          | 3.8         | 664.5                       | 25,639.3       | 13,968.1             | 11,671.1             | 1.7                 | -      | 1.7     | 171.5         |
| Oct           | 26,494.2                              | 26,325.4        | 691.1               | 25.9               | 22.2          | 3.7         | 665.2                       | 25,616.5       | 13,761.8             | 11,854.7             | 17.8                | -      | 17.8    | 168.8         |
| Nov           | 26,974.6                              | 26,807.5        | 691.4               | 25.5               | 21.8          | 3.7         | 665.9                       | 26,098.5       | 13,873.2             | 12,225.3             | 17.6                | -      | 17.6    | 167.1         |
| Dec           | 27,725.1                              | 27,556.9        | 894.0               | 25.8               | 22.3          | 3.5         | 868.2                       | 26,645.5       | 14,103.4             | 12,542.1             | 17.4                | -      | 17.4    | 168.2         |
| 2009          |                                       |                 |                     |                    |               |             |                             |                |                      |                      |                     |        |         |               |
| Jan           | 27,100.2                              | 26,931.2        | 895.3               | 25.5               | 22.0          | 3.4         | 869.8                       | 26,018.7       | 13,732.2             | 12,286.5             | 17.2                | -      | 17.2    | 169.0         |
| Feb           | 27,271.2                              | 27,098.1        | 896.3               | 25.2               | 21.8          | 3.4         | 871.2                       | 26,184.7       | 13,778.8             | 12,405.9             | 17.0                | -      | 17.0    | 173.1         |

Source: Commercial Banks

<sup>1</sup> Term Loans and Advances do not include Real Estate Mortgage Loans.

**COMMERCIAL BANKS: LOANS & ADVANCES  
TO RESIDENTS BY SECTOR  
(G\$ Million)**

Table 2-13(a)

|                               | 2000         |                | 2001         |                | 2002         |                | 2003         |                | 2004          |                |
|-------------------------------|--------------|----------------|--------------|----------------|--------------|----------------|--------------|----------------|---------------|----------------|
|                               | Dec.         |                | Dec.         |                | Dec.         |                | Dec.         |                | Dec.          |                |
|                               | Pub.         | Priv.          | Pub.         | Priv.          | Pub.         | Priv.          | Pub.         | Priv.          | Pub.          | Priv.          |
| <b>GENERAL GOVERNMENT</b>     | <b>39.2</b>  |                | <b>1.2</b>   | <b>-</b>       | <b>9.3</b>   | <b>-</b>       | <b>63.4</b>  | <b>-</b>       | <b>50.2</b>   | <b>-</b>       |
| <b>FINANCIAL INSTITUTIONS</b> | <b>0.0</b>   | <b>659.7</b>   | <b>0.0</b>   | <b>463.7</b>   | <b>0.0</b>   | <b>723.9</b>   | <b>0.0</b>   | <b>855.4</b>   | <b>0.0</b>    | <b>490.0</b>   |
| Pub. Finan. Instits.          | 0.0          | -              | 0.0          | -              | -            | -              | -            | -              | 0.0           | -              |
| Co-op Finan. Instits.         | -            | 0.0            | -            | 0.0            | -            | -              | -            | -              | -             | 0.0            |
| Insurance Companies           | -            | 557.0          | -            | 385.6          | -            | 655.6          | -            | 769.6          | -             | 474.2          |
| Building Societies            | -            | 0.0            | -            | 0.0            | -            | 0.0            | -            | 0.0            | -             | 0.0            |
| Credit Unions                 | -            | -              | -            | -              | -            | -              | -            | -              | -             | -              |
| Brokers and Money Lenders     | -            | 3.0            | -            | 8.6            | -            | 9.2            | -            | 13.0           | -             | 15.7           |
| Trust & Investment Companies  | -            | 99.8           | -            | 69.5           | -            | 59.2           | -            | 72.8           | -             | 0.2            |
| Pension Funds                 | -            | 0.0            | -            | 0.0            | -            | -              | -            | -              | -             | -              |
| <b>BUSINESS ENTERPRISES</b>   | <b>419.6</b> | <b>43621.7</b> | <b>851.6</b> | <b>41052.8</b> | <b>807.5</b> | <b>38308.3</b> | <b>821.7</b> | <b>29696.1</b> | <b>1265.4</b> | <b>26581.5</b> |
| <b>Agriculture</b>            | <b>2.3</b>   | <b>8674.8</b>  | <b>7.3</b>   | <b>8133.5</b>  | <b>127.6</b> | <b>6759.5</b>  | <b>102.3</b> | <b>3468.8</b>  | <b>0.0</b>    | <b>3244.6</b>  |
| Sugarcane                     | 2.3          | 43.3           | 0.0          | 122.2          | 107.8        | 114.0          | 102.3        | 120.3          | 0.0           | 28.3           |
| Paddy                         | 0.0          | 5732.1         | 6.3          | 5370.5         | 4.7          | 4008.2         | 0.0          | 1813.3         | 0.0           | 1653.8         |
| Other Farming                 | 0.0          | 372.5          | 0.0          | 179.0          | 0.0          | 139.7          | 0.0          | 93.4           | 0.0           | 117.0          |
| Livestock                     | 0.0          | 887.0          | 0.0          | 573.7          | 0.0          | 647.4          | 0.0          | 419.2          | 0.0           | 372.4          |
| Forestry                      | 0.0          | 684.9          | 1.0          | 935.3          | 15.1         | 639.8          | 0.0          | 72.0           | 0.0           | 29.7           |
| Shrimp & Other Fishing        | 0.0          | 955.0          | 0.0          | 952.7          | 0.0          | 1210.4         | 0.0          | 950.6          | 0.0           | 1043.4         |
| <b>Mining &amp; Quarrying</b> | <b>229.5</b> | <b>803.1</b>   | <b>660.4</b> | <b>702.6</b>   | <b>486.9</b> | <b>680.7</b>   | <b>320.9</b> | <b>697.5</b>   | <b>60.3</b>   | <b>409.9</b>   |
| Bauxite                       | 229.5        | 0.0            | 660.4        | 0.0            | 486.9        | 0.5            | 320.9        | 0.0            | 60.3          | 96.0           |
| Other                         | 0.0          | 803.1          | 0.0          | 702.6          | 0.0          | 680.2          | 0.0          | 697.5          | 0.0           | 314.0          |
| <b>Manufacturing</b>          | <b>182.7</b> | <b>16104.0</b> | <b>179.2</b> | <b>15079.7</b> | <b>190.0</b> | <b>13716.3</b> | <b>384.6</b> | <b>10078.2</b> | <b>1201.0</b> | <b>8539.8</b>  |
| Timber and Sawmilling         | 0.0          | 2715.0         | 0.0          | 2093.4         | 0.0          | 1478.3         | 0.0          | 1212.8         | 0.0           | 823.7          |
| Other Construction and Engin. | 0.0          | 2458.7         | 0.0          | 2463.0         | 0.0          | 2171.9         | 0.0          | 2184.9         | 0.0           | 2332.1         |
| Sugar Molasses                | 0.0          | 535.2          | 0.0          | 997.8          | 0.0          | 550.5          | 0.0          | 504.8          | 0.0           | 3.5            |
| Rice Milling                  | 149.9        | 5884.0         | 162.7        | 5145.3         | 174.4        | 6199.6         | 177.4        | 3557.5         | 177.4         | 2482.8         |
| Beverages, Food & Tobacco     | 0.0          | 1048.9         | 0.0          | 753.1          | 0.0          | 505.0          | 0.0          | 536.7          | 0.0           | 540.9          |
| Textiles & Clothing           | 32.8         | 87.8           | 16.5         | 69.5           | 15.6         | 66.3           | 0.0          | 54.7           | 0.0           | 65.9           |
| Electricity                   | 0.0          | 1.3            | 0.0          | 0.1            | 0.0          | 0.2            | 0.0          | 0.0            | 1023.6        | 4.9            |
| Other Manufacturing           | 0.0          | 3373.1         | 0.0          | 3557.4         | 0.0          | 2744.5         | 207.1        | 2026.9         | 0.0           | 2286.0         |
| <b>Services</b>               | <b>5.1</b>   | <b>18039.8</b> | <b>4.6</b>   | <b>17136.9</b> | <b>3.0</b>   | <b>17151.8</b> | <b>14.0</b>  | <b>15451.5</b> | <b>4.1</b>    | <b>14387.2</b> |
| Drainage & Irrigation         | 0.0          | 75.4           | 0.0          | 61.3           | 0.0          | 43.5           | 0.0          | 28.0           | 0.0           | 25.8           |
| Transportation                | 0.0          | 1297.3         | 0.0          | 1364.9         | 0.0          | 1012.8         | 0.0          | 956.5          | 0.0           | 1143.7         |
| Telecommunications            | 0.0          | 35.7           | 0.0          | 16.1           | 0.0          | 4.8            | 14.0         | 85.9           | 0.0           | 25.8           |
| Entertaining & Catering       | 0.0          | 1681.1         | 0.0          | 1651.2         | 0.0          | 1652.8         | 0.0          | 1794.7         | 0.0           | 1368.5         |
| Distribution                  | 0.0          | 10727.7        | 0.0          | 10091.9        | 0.0          | 9938.4         | 0.0          | 9245.5         | 0.0           | 8988.3         |
| Education                     | 0.0          | 78.6           | 0.0          | 102.0          | 0.0          | 379.1          | 0.0          | 252.3          | 0.0           | 216.7          |
| Health                        | 0.0          | 142.0          | 0.0          | 156.9          | 0.0          | 107.0          | 0.0          | 138.3          | 0.0           | 148.6          |
| Professional Services         | 0.0          | 799.2          | 0.0          | 775.6          | 0.0          | 637.8          | 0.0          | 561.7          | 0.0           | 518.1          |
| Other Services                | 5.1          | 3202.8         | 4.6          | 2917.1         | 3.0          | 3375.5         | 0.0          | 2388.6         | 4.1           | 1951.6         |
| <b>HOUSEHOLDS</b>             | <b>0.0</b>   | <b>9156.6</b>  | <b>0.0</b>   | <b>8761.5</b>  | <b>0.0</b>   | <b>9073.5</b>  | <b>0.0</b>   | <b>8825.5</b>  | <b>0.0</b>    | <b>8192.5</b>  |
| Housing                       | -            | 4147.7         | -            | 3177.6         | -            | 3850.7         | -            | 3648.3         | -             | 2622.1         |
| Motor Cars                    | -            | 968.3          | -            | 1386.7         | -            | 1417.8         | -            | 1786.7         | -             | 2156.3         |
| Other Durable Goods           | -            | 118.6          | -            | 479.7          | -            | 656.7          | -            | 688.0          | -             | 310.1          |
| Education                     | -            | 93.4           | -            | 96.9           | -            | 99.4           | -            | 125.6          | -             | 169.0          |
| Travel                        | -            | 15.7           | -            | 10.6           | -            | 11.9           | -            | 15.8           | -             | 33.5           |
| Other Purpose                 | -            | 3812.9         | -            | 3610.0         | -            | 3037.1         | -            | 2561.0         | -             | 2901.4         |
| <b>TOTAL</b>                  | <b>458.8</b> | <b>53438.0</b> | <b>852.8</b> | <b>50277.9</b> | <b>816.8</b> | <b>48105.7</b> | <b>885.2</b> | <b>39377.0</b> | <b>1315.6</b> | <b>35264.0</b> |

Source: Commercial Banks

**COMMERCIAL BANKS: LOANS & ADVANCES  
TO RESIDENTS BY SECTOR**  
(G\$ Million)

Table 2-13(b)

|                               | 2005          |                |               |                |               |                |               |                |
|-------------------------------|---------------|----------------|---------------|----------------|---------------|----------------|---------------|----------------|
|                               | Mar.          |                | Jun.          |                | Sep.          |                | Dec.          |                |
|                               | Pub.          | Priv.          | Pub.          | Priv.          | Pub.          | Priv.          | Pub.          | Priv.          |
| <b>GENERAL GOVERNMENT</b>     | <b>53.3</b>   | <b>-</b>       | <b>60.4</b>   | <b>-</b>       | <b>37.1</b>   | <b>-</b>       | <b>86.6</b>   | <b>-</b>       |
| <b>FINANCIAL INSTITUTIONS</b> | <b>0.0</b>    | <b>438.9</b>   | <b>0.0</b>    | <b>453.8</b>   | <b>0.0</b>    | <b>475.7</b>   | <b>0.0</b>    | <b>532.5</b>   |
| Pub. Finan. Instits.          | 0.0           | -              | 0.0           | -              | 0.0           | -              | 0.0           | -              |
| Co-op Finan. Instits.         | -             | 0.0            | -             | 0.0            | -             | 0.0            | -             | 0.2            |
| Insurance Companies           | -             | 417.2          | -             | 429.3          | -             | 458.7          | -             | 514.4          |
| Building Societies            | -             | 0.0            | -             | 0.0            | -             | 0.0            | -             | 0.0            |
| Credit Unions                 | -             | -              | -             | -              | -             | -              | -             | -              |
| Brokers and Money Lenders     | -             | 14.3           | -             | 21.3           | -             | 9.6            | -             | 17.9           |
| Trust & Investment Companies  | -             | 7.4            | -             | 3.2            | -             | 7.4            | -             | 0.0            |
| Pension Funds                 | -             | -              | -             | -              | -             | -              | -             | -              |
| <b>BUSINESS ENTERPRISES</b>   | <b>1673.6</b> | <b>26045.0</b> | <b>2366.9</b> | <b>27071.9</b> | <b>2841.7</b> | <b>26586.4</b> | <b>1485.5</b> | <b>26499.3</b> |
| <b>Agriculture</b>            | <b>258.2</b>  | <b>3387.0</b>  | <b>398.0</b>  | <b>3552.6</b>  | <b>694.0</b>  | <b>3555.3</b>  | <b>146.2</b>  | <b>3637.7</b>  |
| Sugarcane                     | 258.2         | 71.6           | 398.0         | 111.3          | 694.0         | 99.4           | 146.2         | 75.5           |
| Paddy                         | 0.0           | 1647.6         | 0.0           | 1490.2         | 0.0           | 1453.0         | 0.0           | 1411.0         |
| Other Farming                 | 0.0           | 118.0          | 0.0           | 115.8          | 0.0           | 111.8          | 0.0           | 111.5          |
| Livestock                     | 0.0           | 328.3          | 0.0           | 391.6          | 0.0           | 441.0          | 0.0           | 422.9          |
| Forestry                      | 0.0           | 34.9           | 0.0           | 73.9           | 0.0           | 71.8           | 0.0           | 76.3           |
| Shrimp & Other Fishing        | 0.0           | 1186.7         | 0.0           | 1369.9         | 0.0           | 1378.4         | 0.0           | 1540.5         |
| <b>Mining &amp; Quarrying</b> | <b>241.2</b>  | <b>440.0</b>   | <b>241.2</b>  | <b>349.3</b>   | <b>241.2</b>  | <b>357.3</b>   | <b>241.2</b>  | <b>346.0</b>   |
| Bauxite                       | 241.2         | 98.4           | 241.2         | 99.8           | 241.2         | 99.3           | 241.2         | 99.9           |
| Other                         | 0.0           | 341.6          | 0.0           | 249.4          | 0.0           | 258.0          | 0.0           | 246.2          |
| <b>Manufacturing</b>          | <b>1173.1</b> | <b>7969.0</b>  | <b>1714.8</b> | <b>8543.7</b>  | <b>1905.4</b> | <b>8112.0</b>  | <b>1098.1</b> | <b>8150.0</b>  |
| Timber and Sawmilling         | 0.0           | 775.0          | 0.0           | 901.4          | 0.0           | 888.6          | 0.0           | 975.5          |
| Other Constr. and Engin.      | 0.0           | 2266.1         | 0.0           | 2508.0         | 0.0           | 2185.9         | 0.0           | 2366.6         |
| Sugar Molasses                | 0.0           | 2.7            | 570.2         | 440.6          | 788.7         | 415.5          | 0.0           | 87.9           |
| Rice Milling                  | 177.4         | 1918.8         | 176.9         | 1873.7         | 176.9         | 1771.6         | 176.9         | 1745.0         |
| Beverages, Food & Tobacco     | 0.0           | 797.5          | 0.0           | 851.9          | 0.0           | 898.8          | 0.0           | 895.4          |
| Textiles & Clothing           | 0.0           | 59.4           | 0.0           | 55.0           | 0.0           | 52.5           | 0.0           | 49.8           |
| Electricity                   | 995.6         | 9.8            | 967.7         | 11.2           | 939.8         | 10.9           | 921.2         | 3.5            |
| Other Manufacturing           | 0.0           | 2139.7         | 0.0           | 1901.9         | 0.0           | 1888.2         | 0.0           | 2026.4         |
| <b>Services</b>               | <b>1.2</b>    | <b>14249.0</b> | <b>12.9</b>   | <b>14626.3</b> | <b>1.1</b>    | <b>14561.7</b> | <b>0.0</b>    | <b>14365.5</b> |
| Drainage & Irrigation         | 0.0           | 38.3           | 0.0           | 25.5           | 0.0           | 33.2           | 0.0           | 38.3           |
| Transportation                | 0.0           | 1346.6         | 0.0           | 1214.4         | 0.0           | 1203.8         | 0.0           | 1054.6         |
| Telecommunications            | 1.2           | 19.8           | 12.9          | 31.1           | 1.1           | 17.7           | 0.0           | 23.7           |
| Entertaining & Catering       | 0.0           | 1792.2         | 0.0           | 1294.9         | 0.0           | 1447.7         | 0.0           | 1400.1         |
| Distribution                  | 0.0           | 8494.5         | 0.0           | 9565.1         | 0.0           | 9054.1         | 0.0           | 9072.9         |
| Education                     | 0.0           | 203.8          | 0.0           | 188.5          | 0.0           | 167.6          | 0.0           | 142.1          |
| Health                        | 0.0           | 147.6          | 0.0           | 123.5          | 0.0           | 156.2          | 0.0           | 171.2          |
| Professional Services         | 0.0           | 423.4          | 0.0           | 415.1          | 0.0           | 408.5          | 0.0           | 436.5          |
| Other Services                | 0.0           | 1782.8         | 0.0           | 1768.2         | 0.0           | 2073.1         | 0.0           | 2026.0         |
| <b>HOUSEHOLDS</b>             | <b>0.0</b>    | <b>8432.5</b>  | <b>0.0</b>    | <b>8732.7</b>  | <b>0.0</b>    | <b>9065.0</b>  | <b>0.0</b>    | <b>10303.0</b> |
| Housing                       | -             | 3076.6         | -             | 2886.4         | -             | 3190.3         | -             | 3008.5         |
| Motor Cars                    | -             | 2142.6         | -             | 2226.8         | -             | 2554.6         | -             | 2721.9         |
| Other Durable Goods           | -             | 321.5          | -             | 358.2          | -             | 385.8          | -             | 532.1          |
| Education                     | -             | 154.6          | -             | 174.3          | -             | 205.6          | -             | 217.4          |
| Travel                        | -             | 32.1           | -             | 40.4           | -             | 53.5           | -             | 55.3           |
| Other Purposes                | -             | 2705.0         | -             | 3046.5         | -             | 2675.2         | -             | 3767.8         |
| <b>TOTAL</b>                  | <b>1727.0</b> | <b>34916.3</b> | <b>2427.3</b> | <b>36258.3</b> | <b>2878.8</b> | <b>36127.1</b> | <b>1572.1</b> | <b>37334.8</b> |

Source: Commercial Banks

**COMMERCIAL BANKS: LOANS & ADVANCES  
TO RESIDENTS BY SECTOR**  
(G\$ Million)

Table 2-13(c)

|                               | 2006          |                |               |                |               |                |               |                |
|-------------------------------|---------------|----------------|---------------|----------------|---------------|----------------|---------------|----------------|
|                               | Mar.          |                | Jun.          |                | Sep.          |                | Dec.          |                |
|                               | Pub.          | Priv.          | Pub.          | Priv.          | Pub.          | Priv.          | Pub.          | Priv.          |
| <b>GENERAL GOVERNMENT</b>     | <b>2.8</b>    | <b>-</b>       | <b>55.8</b>   | <b>-</b>       | <b>126.6</b>  | <b>-</b>       | <b>91.3</b>   | <b>-</b>       |
| <b>FINANCIAL INSTITUTIONS</b> | <b>0.0</b>    | <b>372.5</b>   | <b>0.0</b>    | <b>311.5</b>   | <b>0.0</b>    | <b>274.6</b>   | <b>0.0</b>    | <b>436.4</b>   |
| Pub. Finan. Instits.          | 0.0           | -              | 0.0           | -              | 0.0           | -              | 0.0           | -              |
| Co-op Finan. Instits.         | -             | 0.0            | -             | 0.0            | -             | 0.0            | -             | 0.0            |
| Insurance Companies           | -             | 359.6          | -             | 295.4          | -             | 263.4          | -             | 422.1          |
| Building Societies            | -             | 0.0            | -             | 0.0            | -             | 0.0            | -             | 0.0            |
| Credit Unions                 | -             | -              | -             | -              | -             | -              | -             | -              |
| Brokers and Money Lenders     | -             | 12.9           | -             | 16.1           | -             | 11.0           | -             | 14.2           |
| Trust & Investment Companies  | -             | 0.0            | -             | 0.0            | -             | 0.2            | -             | 0.0            |
| Pension Funds                 | -             | -              | -             | -              | -             | -              | -             | -              |
| <b>BUSINESS ENTERPRISES</b>   | <b>2859.2</b> | <b>27583.8</b> | <b>3453.9</b> | <b>29544.4</b> | <b>2467.9</b> | <b>29205.2</b> | <b>966.6</b>  | <b>30595.7</b> |
| <b>Agriculture</b>            | <b>415.1</b>  | <b>3675.9</b>  | <b>683.3</b>  | <b>3706.1</b>  | <b>380.0</b>  | <b>3597.8</b>  | <b>29.1</b>   | <b>3525.8</b>  |
| Sugarcane                     | 415.1         | 73.7           | 683.2         | 67.4           | 380.0         | 70.6           | 29.1          | 63.0           |
| Paddy                         | 0.0           | 1441.4         | 0.0           | 1397.0         | 0.0           | 1157.9         | 0.0           | 1076.9         |
| Other Farming                 | 0.0           | 113.7          | 0.0           | 86.9           | 0.0           | 198.8          | 0.0           | 197.5          |
| Livestock                     | 0.0           | 521.1          | 0.0           | 537.1          | 0.0           | 554.8          | 0.0           | 517.8          |
| Forestry                      | 0.0           | 85.1           | 0.1           | 69.8           | 0.0           | 59.6           | 0.0           | 65.3           |
| Shrimp & Other Fishing        | 0.0           | 1441.0         | 0.0           | 1548.0         | 0.0           | 1556.2         | 0.0           | 1605.2         |
| <b>Mining &amp; Quarrying</b> | <b>241.2</b>  | <b>640.6</b>   | <b>0.0</b>    | <b>994.9</b>   | <b>0.0</b>    | <b>1015.2</b>  | <b>0.2</b>    | <b>955.5</b>   |
| Bauxite                       | 241.2         | 181.1          | 0.0           | 185.7          | 0.0           | 190.5          | 0.0           | 195.3          |
| Other                         | 0.0           | 459.4          | 0.0           | 809.2          | 0.0           | 824.7          | 0.2           | 760.2          |
| <b>Manufacturing</b>          | <b>2202.9</b> | <b>8618.0</b>  | <b>2770.4</b> | <b>10151.4</b> | <b>2087.9</b> | <b>9946.3</b>  | <b>937.2</b>  | <b>10145.1</b> |
| Timber and Sawmilling         | 0.0           | 972.3          | 0.0           | 1002.0         | 0.0           | 1189.6         | 0.0           | 1402.5         |
| Other Constr. and Engin.      | 0.0           | 2500.2         | 0.0           | 3613.7         | 0.0           | 3482.6         | 0.0           | 3701.0         |
| Sugar Molasses                | 1142.0        | 352.2          | 1737.4        | 640.5          | 1123.5        | 347.8          | 0.8           | 45.9           |
| Rice Milling                  | 176.9         | 1708.4         | 176.9         | 1748.6         | 126.9         | 1749.2         | 126.9         | 1399.8         |
| Beverages, Food & Tobacco     | 0.0           | 915.6          | 0.0           | 1010.6         | 0.0           | 1173.3         | 0.0           | 1332.2         |
| Textiles & Clothing           | 0.0           | 46.6           | 0.0           | 38.8           | 0.0           | 37.1           | 0.0           | 45.8           |
| Electricity                   | 884.0         | 3.1            | 856.1         | 6.3            | 837.5         | 5.4            | 809.5         | 4.3            |
| Other Manufacturing           | 0.0           | 2119.6         | 0.0           | 2090.9         | 0.0           | 1961.1         | 0.0           | 2213.5         |
| <b>Services</b>               | <b>0.0</b>    | <b>14649.3</b> | <b>0.2</b>    | <b>14692.0</b> | <b>0.0</b>    | <b>14645.9</b> | <b>0.0</b>    | <b>15969.3</b> |
| Drainage & Irrigation         | 0.0           | 37.9           | 0.0           | 48.4           | 0.0           | 37.9           | 0.0           | 30.9           |
| Transportation                | 0.0           | 1171.7         | 0.0           | 1086.0         | 0.0           | 898.7          | 0.0           | 1150.8         |
| Telecommunications            | 0.0           | 26.1           | 0.0           | 34.7           | 0.0           | 31.5           | 0.0           | 71.5           |
| Entertaining & Catering       | 0.0           | 1523.1         | 0.0           | 1801.5         | 0.0           | 1804.8         | 0.0           | 1964.8         |
| Distribution                  | 0.0           | 8946.0         | 0.0           | 9012.7         | 0.0           | 9112.8         | 0.0           | 9767.8         |
| Education                     | 0.0           | 122.1          | 0.0           | 120.3          | 0.0           | 92.7           | 0.0           | 85.9           |
| Health                        | 0.0           | 162.0          | 0.0           | 176.5          | 0.0           | 177.4          | 0.0           | 206.9          |
| Professional Services         | 0.0           | 410.9          | 0.0           | 406.3          | 0.0           | 407.7          | 0.0           | 477.1          |
| Other Services                | 0.0           | 2249.5         | 0.2           | 2005.7         | 0.0           | 2082.3         | 0.0           | 2213.5         |
| <b>HOUSEHOLDS</b>             | <b>0.0</b>    | <b>10197.9</b> | <b>0.0</b>    | <b>10496.6</b> | <b>0.0</b>    | <b>11187.5</b> | <b>0.0</b>    | <b>12513.3</b> |
| Housing                       | -             | 2849.4         | -             | 2897.8         | -             | 3438.8         | -             | 3759.1         |
| Motor Cars                    | -             | 2748.0         | -             | 2810.9         | -             | 3111.9         | -             | 3453.9         |
| Other Durable Goods           | -             | 508.3          | -             | 493.0          | -             | 499.4          | -             | 636.2          |
| Education                     | -             | 211.0          | -             | 215.4          | -             | 247.6          | -             | 249.3          |
| Travel                        | -             | 42.9           | -             | 48.2           | -             | 60.6           | -             | 58.7           |
| Other Purposes                | -             | 3838.4         | -             | 4031.3         | -             | 3829.2         | -             | 4356.1         |
| <b>TOTAL</b>                  | <b>2862.0</b> | <b>38154.2</b> | <b>3509.8</b> | <b>40352.5</b> | <b>2594.4</b> | <b>40667.3</b> | <b>1057.9</b> | <b>43545.3</b> |

Source: Commercial Banks

**COMMERCIAL BANKS: LOANS & ADVANCES  
TO RESIDENTS BY SECTOR**  
(G\$ Million)

Table 2-13(d)

|                               | 2007          |                |               |                |                |                 |                |                 |
|-------------------------------|---------------|----------------|---------------|----------------|----------------|-----------------|----------------|-----------------|
|                               | Mar.          |                | Jun.          |                | Sep.           |                 | Dec.           |                 |
|                               | Pub.          | Priv.          | Pub.          | Priv.          | Pub.           | Priv.           | Pub.           | Priv.           |
| <b>GENERAL GOVERNMENT</b>     | <b>119.1</b>  | <b>-</b>       | <b>118.0</b>  | <b>-</b>       | <b>115.7</b>   | <b>-</b>        | <b>89.5</b>    | <b>-</b>        |
| <b>FINANCIAL INSTITUTIONS</b> | <b>0.0</b>    | <b>246.6</b>   | <b>0.0</b>    | <b>209.8</b>   | <b>0.0</b>     | <b>208.5</b>    | <b>0.0</b>     | <b>37.8</b>     |
| Pub. Finan. Instits.          | 0.0           | -              | 0.0           | -              | 0.0            | -               | 0.0            | -               |
| Co-op Finan. Instits.         | -             | 0.0            | -             | 0.0            | -              | 0.0             | -              | 0.0             |
| Insurance Companies           | -             | 232.1          | -             | 185.5          | -              | 195.6           | -              | 22.3            |
| Building Societies            | -             | 0.0            | -             | 0.0            | -              | 0.0             | -              | 0.0             |
| Credit Unions                 | -             | -              | -             | -              | -              | -               | -              | -               |
| Brokers and Money Lenders     | -             | 14.5           | -             | 24.3           | -              | 12.9            | -              | 15.5            |
| Trust & Investment Companies  | -             | 0.0            | -             | 0.0            | -              | 0.0             | -              | 0.0             |
| Pension Funds                 | -             | -              | -             | -              | -              | 0.0             | -              | 0.0             |
| <b>BUSINESS ENTERPRISES</b>   | <b>2855.7</b> | <b>31402.3</b> | <b>2820.3</b> | <b>30774.1</b> | <b>2,797.6</b> | <b>30,975.4</b> | <b>1,239.6</b> | <b>32,956.5</b> |
| <b>Agriculture</b>            | <b>517.4</b>  | <b>3574.8</b>  | <b>416.6</b>  | <b>3027.8</b>  | <b>433.6</b>   | <b>2,866.1</b>  | <b>369.7</b>   | <b>2,984.5</b>  |
| Sugarcane                     | 517.4         | 63.9           | 416.6         | 60.6           | 433.6          | 131.1           | 369.7          | 129.8           |
| Paddy                         | 0.0           | 1202.1         | 0.0           | 1022.5         | 0.0            | 1,049.7         | 0.0            | 942.5           |
| Other Farming                 | 0.0           | 77.1           | 0.0           | 76.0           | 0.0            | 62.2            | 0.0            | 54.8            |
| Livestock                     | 0.0           | 563.6          | 0.0           | 600.3          | 0.0            | 611.8           | 0.0            | 637.8           |
| Forestry                      | 0.0           | 48.4           | 0.0           | 49.9           | 0.0            | 28.9            | 0.0            | 50.2            |
| Shrimp & Other Fishing        | 0.0           | 1619.6         | 0.0           | 1218.6         | 0.0            | 982.4           | 0.0            | 1,169.5         |
| <b>Mining &amp; Quarrying</b> | <b>0.1</b>    | <b>942.6</b>   | <b>0.0</b>    | <b>958.3</b>   | <b>0.6</b>     | <b>1,002.2</b>  | <b>1.1</b>     | <b>822.8</b>    |
| Bauxite                       | 0.1           | 184.9          | 0.0           | 179.3          | 0.1            | 0.0             | 0.0            | 0.0             |
| Other                         | 0.0           | 757.7          | 0.0           | 779.0          | 0.5            | 1,002.2         | 1.1            | 822.8           |
| <b>Manufacturing</b>          | <b>2338.2</b> | <b>10394.8</b> | <b>2403.7</b> | <b>10376.6</b> | <b>2,363.4</b> | <b>9,995.7</b>  | <b>864.7</b>   | <b>10,634.6</b> |
| Timber and Sawmilling         | 0.0           | 1514.9         | 0.0           | 1664.2         | 0.0            | 1,722.5         | 0.0            | 1,747.1         |
| Other Constr. and Engin.      | 0.0           | 4124.9         | 0.0           | 3747.6         | 0.0            | 3,553.0         | 0.0            | 3,346.8         |
| Sugar Molasses                | 1429.7        | 2.4            | 1603.1        | 4.3            | 1,508.2        | 6.3             | 0.0            | 8.3             |
| Rice Milling                  | 126.9         | 1339.1         | 46.9          | 1517.6         | 80.0           | 1,279.3         | 80.0           | 1,556.4         |
| Beverages, Food & Tobacco     | 0.0           | 1364.4         | 0.0           | 1244.4         | 0.0            | 1,267.7         | 0.0            | 1,315.3         |
| Textiles & Clothing           | 0.0           | 36.0           | 0.0           | 70.4           | 0.0            | 60.9            | 0.0            | 48.9            |
| Electricity                   | 781.6         | 9.9            | 753.7         | 8.2            | 775.2          | 6.9             | 784.7          | 6.3             |
| Other Manufacturing           | 0.0           | 2003.1         | 0.0           | 2119.9         | 0.0            | 2,099.2         | 0.0            | 2,605.4         |
| <b>Services</b>               | <b>0.0</b>    | <b>16490.2</b> | <b>0.0</b>    | <b>16411.3</b> | <b>0.0</b>     | <b>17,111.4</b> | <b>4.1</b>     | <b>18,514.7</b> |
| Drainage & Irrigation         | 0.0           | 46.3           | 0.0           | 32.7           | 0.0            | 29.5            | 0.0            | 25.5            |
| Transportation                | 0.0           | 1414.5         | 0.0           | 1424.5         | 0.0            | 1,303.2         | 3.2            | 1,608.2         |
| Telecommunications            | 0.0           | 39.3           | 0.0           | 113.3          | 0.0            | 24.1            | 0.0            | 28.5            |
| Entertaining & Catering       | 0.0           | 2179.6         | 0.0           | 2203.7         | 0.0            | 2,080.2         | 0.0            | 1,984.2         |
| Distribution                  | 0.0           | 9908.9         | 0.0           | 9686.3         | 0.0            | 10,469.5        | 0.3            | 10,990.9        |
| Education                     | 0.0           | 78.8           | 0.0           | 78.0           | 0.0            | 82.4            | 0.0            | 75.1            |
| Health                        | 0.0           | 198.5          | 0.0           | 160.7          | 0.0            | 189.0           | 0.0            | 217.4           |
| Professional Services         | 0.0           | 438.4          | 0.0           | 492.8          | 0.0            | 609.0           | 0.0            | 654.5           |
| Other Services                | 0.0           | 2185.9         | 0.0           | 2219.4         | 0.0            | 2,324.4         | 0.7            | 2,930.4         |
| <b>HOUSEHOLDS</b>             | <b>0.0</b>    | <b>13044.5</b> | <b>0.0</b>    | <b>14097.8</b> | <b>0.0</b>     | <b>13,768.5</b> | <b>0.0</b>     | <b>15,762.9</b> |
| Housing                       | -             | 3895.3         | -             | 4081.2         | -              | 5,069.2         | -              | 4,242.6         |
| Motor Cars                    | -             | 3284.5         | -             | 3797.0         | -              | 2,712.4         | -              | 4,324.8         |
| Other Durable Goods           | -             | 606.1          | -             | 591.0          | -              | 587.8           | -              | 744.0           |
| Education                     | -             | 237.0          | -             | 251.5          | -              | 278.1           | -              | 274.8           |
| Travel                        | -             | 61.0           | -             | 66.5           | -              | 85.0            | -              | 68.9            |
| Other Purposes                | -             | 4175.7         | -             | 4322.3         | -              | 5,035.9         | -              | 6,107.7         |
| <b>TOTAL</b>                  | <b>2974.9</b> | <b>44693.5</b> | <b>2938.3</b> | <b>45081.6</b> | <b>2,913.4</b> | <b>44,952.4</b> | <b>1,329.1</b> | <b>48,757.2</b> |

Source: Commercial Banks

**COMMERCIAL BANKS: LOANS & ADVANCES  
TO RESIDENTS BY SECTOR  
(G\$ Million)**

Table 2-13(e)

|                               | 2008           |                 |                |                 |                |                 |                |                 |                |                 |                |                 |
|-------------------------------|----------------|-----------------|----------------|-----------------|----------------|-----------------|----------------|-----------------|----------------|-----------------|----------------|-----------------|
|                               | Jan.           |                 | Feb.           |                 | Mar.           |                 | Apr.           |                 | May            |                 | Jun.           |                 |
|                               | Pub.           | Priv.           | Pub.           | Priv.           | Pub.           | Priv.           | Pub.           | Priv.           | Pub.           | Priv.           | Pub.           | Priv.           |
| <b>GENERAL GOVERNMENT</b>     | <b>82.7</b>    | -               | <b>77.2</b>    | -               | <b>84.2</b>    | -               | <b>69.9</b>    | -               | <b>43.8</b>    | -               | <b>96.5</b>    | -               |
| <b>FINANCIAL INSTITUTIONS</b> | <b>0.0</b>     | <b>35.2</b>     | <b>0.0</b>     | <b>57.4</b>     | <b>0.0</b>     | <b>38.3</b>     | <b>0.0</b>     | <b>39.8</b>     | <b>0.0</b>     | <b>39.2</b>     | <b>0.0</b>     | <b>94.7</b>     |
| Pub. Finan. Instits.          | 0.0            | -               | 0.0            | -               | 0.0            | -               | 0.0            | -               | 0.0            | -               | 0.0            | -               |
| Co-op Finan. Instits.         | -              | 0.0             | -              | 0.0             | -              | 0.0             | -              | 0.0             | -              | 0.0             | -              | 0.0             |
| Insurance Companies           | -              | 21.1            | -              | 31.8            | -              | 24.8            | -              | 26.1            | -              | 23.4            | -              | 80.9            |
| Building Societies            | -              | 0.0             | -              | 0.0             | -              | 0.0             | -              | 0.0             | -              | 0.0             | -              | 0.0             |
| Credit Unions                 | -              | -               | -              | -               | -              | -               | -              | -               | -              | -               | -              | -               |
| Brokers and Money Lenders     | -              | 14.1            | -              | 25.6            | -              | 13.4            | -              | 13.7            | -              | 15.8            | -              | 13.8            |
| Trust & Investment Companies  | -              | 0.0             | -              | 0.0             | -              | 0.0             | -              | 0.0             | -              | 0.0             | -              | 0.0             |
| Pension Funds                 | -              | 0.0             | -              | 0.0             | -              | 0.0             | -              | 0.0             | -              | 0.0             | -              | 0.0             |
| <b>BUSINESS ENTERPRISES</b>   | <b>2,761.8</b> | <b>33,071.8</b> | <b>2,792.2</b> | <b>33,939.4</b> | <b>3,149.7</b> | <b>34,185.9</b> | <b>2,955.0</b> | <b>34,637.9</b> | <b>2,775.7</b> | <b>35,185.5</b> | <b>2,623.0</b> | <b>34,550.6</b> |
| <b>Agriculture</b>            | <b>496.6</b>   | <b>3,042.5</b>  | <b>418.8</b>   | <b>3,133.8</b>  | <b>498.3</b>   | <b>3,274.9</b>  | <b>575.6</b>   | <b>3,072.1</b>  | <b>427.7</b>   | <b>3,324.8</b>  | <b>455.6</b>   | <b>3,518.3</b>  |
| Sugarcane                     | 496.6          | 128.4           | 418.8          | 128.1           | 498.3          | 126.2           | 575.6          | 124.0           | 427.7          | 126.9           | 455.6          | 123.5           |
| Paddy                         | 0.0            | 1,060.9         | 0.0            | 1,145.5         | 0.0            | 1,168.5         | 0.0            | 1,041.7         | 0.0            | 1,144.1         | 0.0            | 1,233.5         |
| Other Farming                 | 0.0            | 48.3            | 0.0            | 53.9            | 0.0            | 91.4            | 0.0            | 89.3            | 0.0            | 93.5            | 0.0            | 95.4            |
| Livestock                     | 0.0            | 626.4           | 0.0            | 668.4           | 0.0            | 627.5           | 0.0            | 669.9           | 0.0            | 780.9           | 0.0            | 864.9           |
| Forestry                      | 0.0            | 46.8            | 0.0            | 30.1            | 0.0            | 53.8            | 0.0            | 37.8            | 0.0            | 45.1            | 0.0            | 52.7            |
| Shrimp & Other Fishing        | 0.0            | 1,131.7         | 0.0            | 1,107.9         | 0.0            | 1,207.4         | 0.0            | 1,109.5         | 0.0            | 1,134.3         | 0.0            | 1,148.4         |
| <b>Mining &amp; Quarrying</b> | <b>0.9</b>     | <b>754.2</b>    | <b>1.4</b>     | <b>765.9</b>    | <b>0.3</b>     | <b>759.4</b>    | <b>0.0</b>     | <b>790.8</b>    | <b>1.4</b>     | <b>1,644.0</b>  | <b>1.0</b>     | <b>1,568.3</b>  |
| Bauxite                       | 0.0            | 19.8            | 0.0            | 0.0             | 0.0            | 20.6            | 0.0            | 0.0             | 0.0            | 0.0             | 0.0            | 0.0             |
| Other                         | 0.9            | 734.5           | 1.4            | 765.9           | 0.3            | 738.8           | 0.0            | 790.8           | 1.4            | 1,644.0         | 1.0            | 1,568.3         |
| <b>Manufacturing</b>          | <b>2,263.5</b> | <b>9,686.1</b>  | <b>2,371.9</b> | <b>10,005.4</b> | <b>2,651.1</b> | <b>10,378.3</b> | <b>2,379.1</b> | <b>11,395.0</b> | <b>2,346.5</b> | <b>10,538.4</b> | <b>2,166.3</b> | <b>10,162.5</b> |
| Timber and Sawmilling         | 0.0            | 1,780.2         | 0.0            | 1,830.2         | 0.0            | 1,898.3         | 0.0            | 1,866.6         | 0.0            | 1,871.5         | 0.0            | 1,766.0         |
| Other Constr. and Engin.      | 0.0            | 3,145.4         | 0.0            | 3,392.1         | 0.0            | 3,371.1         | 0.0            | 3,634.1         | 0.0            | 2,887.9         | 0.0            | 3,005.8         |
| Sugar Molasses                | 1,222.4        | 1.4             | 1,253.0        | 1.4             | 1,325.6        | 1.4             | 1,301.1        | 1.2             | 1,214.7        | 1.2             | 1,172.8        | 1.2             |
| Rice Milling                  | 357.2          | 1,313.8         | 357.9          | 1,177.7         | 358.6          | 1,182.5         | 359.3          | 1,643.7         | 360.0          | 1,959.9         | 360.7          | 1,711.9         |
| Beverages, Food & Tobacco     | 0.0            | 1,132.0         | 0.0            | 1,133.2         | 0.0            | 1,121.7         | 0.0            | 1,102.5         | 0.0            | 1,218.7         | 0.0            | 955.8           |
| Textiles & Clothing           | 0.0            | 93.2            | 0.0            | 90.8            | 0.0            | 108.8           | 0.0            | 105.4           | 0.0            | 102.7           | 0.0            | 84.7            |
| Electricity                   | 683.8          | 24.9            | 761.0          | 27.5            | 966.9          | 4.8             | 718.7          | 4.6             | 771.8          | 5.9             | 632.7          | 4.8             |
| Other Manufacturing           | 0.0            | 2,195.1         | 0.0            | 2,352.4         | 0.0            | 2,689.7         | 0.0            | 3,036.9         | 0.0            | 2,490.6         | 0.0            | 2,632.2         |
| <b>Services</b>               | <b>0.8</b>     | <b>19,589.0</b> | <b>0.0</b>     | <b>20,034.2</b> | <b>0.0</b>     | <b>19,773.3</b> | <b>0.3</b>     | <b>19,380.0</b> | <b>0.1</b>     | <b>19,678.3</b> | <b>0.1</b>     | <b>19,301.6</b> |
| Drainage & Irrigation         | 0.0            | 25.1            | 0.0            | 24.9            | 0.0            | 24.3            | 0.0            | 23.9            | 0.0            | 23.5            | 0.0            | 22.9            |
| Transportation                | 0.0            | 2,000.5         | 0.0            | 2,112.7         | 0.0            | 2,159.5         | 0.0            | 2,040.4         | 0.0            | 2,012.5         | 0.0            | 2,035.2         |
| Telecommunications            | 0.0            | 35.1            | 0.0            | 50.8            | 0.0            | 44.1            | 0.0            | 26.8            | 0.0            | 39.6            | 0.0            | 61.1            |
| Entertaining & Catering       | 0.0            | 2,028.1         | 0.0            | 2,033.2         | 0.0            | 2,078.2         | 0.0            | 2,001.0         | 0.0            | 1,898.1         | 0.0            | 1,984.6         |
| Distribution                  | 0.1            | 11,939.6        | 0.0            | 12,138.1        | 0.0            | 11,593.7        | 0.0            | 11,534.9        | 0.0            | 11,875.8        | 0.0            | 11,681.5        |
| Education                     | 0.0            | 70.9            | 0.0            | 75.9            | 0.0            | 67.7            | 0.0            | 56.6            | 0.0            | 57.0            | 0.0            | 58.0            |
| Health                        | 0.0            | 224.3           | 0.0            | 217.3           | 0.0            | 204.6           | 0.0            | 200.7           | 0.0            | 218.3           | 0.0            | 203.0           |
| Professional Services         | 0.0            | 572.9           | 0.0            | 604.0           | 0.0            | 547.0           | 0.0            | 557.5           | 0.0            | 525.8           | 0.0            | 509.6           |
| Other Services                | 0.7            | 2,692.4         | 0.0            | 2,777.3         | 0.0            | 3,054.3         | 0.3            | 2,938.3         | 0.1            | 3,027.9         | 0.1            | 2,745.6         |
| <b>HOUSEHOLDS</b>             | <b>0.0</b>     | <b>15,126.0</b> | <b>0.0</b>     | <b>14,976.8</b> | <b>0.0</b>     | <b>15,085.3</b> | <b>0.0</b>     | <b>15,419.7</b> | <b>0.0</b>     | <b>16,183.0</b> | <b>0.0</b>     | <b>16,190.0</b> |
| Housing                       | -              | 3,989.4         | -              | 5,001.3         | -              | 4,736.9         | -              | 5,145.7         | -              | 5,304.3         | -              | 5,411.5         |
| Motor Cars                    | -              | 4,409.1         | -              | 4,487.9         | -              | 4,547.4         | -              | 3,818.6         | -              | 3,885.1         | -              | 3,883.6         |
| Other Durable Goods           | -              | 691.7           | -              | 667.5           | -              | 648.2           | -              | 716.6           | -              | 733.4           | -              | 807.9           |
| Education                     | -              | 272.6           | -              | 289.2           | -              | 275.0           | -              | 287.1           | -              | 364.1           | -              | 355.1           |
| Travel                        | -              | 66.7            | -              | 66.9            | -              | 65.4            | -              | 96.6            | -              | 97.5            | -              | 109.2           |
| Other Purposes                | -              | 5,696.5         | -              | 4,464.1         | -              | 4,812.3         | -              | 5,355.0         | -              | 5,798.6         | -              | 5,622.8         |
| <b>TOTAL</b>                  | <b>2,844.5</b> | <b>48,233.0</b> | <b>2,869.4</b> | <b>48,973.6</b> | <b>3,233.9</b> | <b>49,309.4</b> | <b>3,024.9</b> | <b>50,097.3</b> | <b>2,819.5</b> | <b>51,407.8</b> | <b>2,719.5</b> | <b>50,835.4</b> |

Source: Commercial Banks

**COMMERCIAL BANKS: LOANS & ADVANCES  
TO RESIDENTS BY SECTOR**  
(G\$ Million)

Table 2-13(f)

|                               | 2008           |                 |                |                 |                |                 |                |                 |                |                 |                |                 |
|-------------------------------|----------------|-----------------|----------------|-----------------|----------------|-----------------|----------------|-----------------|----------------|-----------------|----------------|-----------------|
|                               | Jul.           |                 | Aug.           |                 | Sep.           |                 | Oct.           |                 | Nov.           |                 | Dec.           |                 |
|                               | Pub.           | Priv.           | Pub.           | Priv.           | Pub.           | Priv.           | Pub.           | Priv.           | Pub.           | Priv.           | Pub.           | Priv.           |
| <b>GENERAL GOVERNMENT</b>     | <b>55.4</b>    | -               | <b>66.9</b>    | -               | <b>68.4</b>    | -               | <b>52.4</b>    | -               | <b>59.4</b>    | -               | <b>64.3</b>    | -               |
| <b>FINANCIAL INSTITUTIONS</b> | <b>0.0</b>     | <b>190.9</b>    | <b>0.0</b>     | <b>100.1</b>    | <b>0.0</b>     | <b>61.8</b>     | <b>0.0</b>     | <b>111.5</b>    | <b>0.0</b>     | <b>81.8</b>     | <b>0.0</b>     | <b>109.2</b>    |
| Pub. Finan. Instits.          | 0.0            | -               | 0.0            | -               | 0.0            | -               | 0.0            | -               | 0.0            | -               | 0.0            | -               |
| Co-op Finan. Instits.         | -              | 0.0             | -              | 0.0             | -              | 1.7             | -              | 34.9            | -              | 32.8            | -              | 37.6            |
| Insurance Companies           | -              | 96.6            | -              | 95.0            | -              | 49.4            | -              | 66.9            | -              | 41.3            | -              | 57.4            |
| Building Societies            | -              | 11.8            | -              | 0.0             | -              | 0.0             | -              | 0.0             | -              | 0.0             | -              | 0.0             |
| Credit Unions                 | -              | -               | -              | -               | -              | -               | -              | -               | -              | -               | -              | -               |
| Brokers and Money Lenders     | -              | 82.5            | -              | 5.0             | -              | 10.8            | -              | 9.7             | -              | 7.8             | -              | 14.1            |
| Trust & Investment Companies  | -              | 0.0             | -              | 0.0             | -              | 0.0             | -              | 0.0             | -              | 0.0             | -              | 0.0             |
| Pension Funds                 | -              | 0.0             | -              | 0.0             | -              | 0.0             | -              | 0.0             | -              | 0.0             | -              | 0.0             |
| <b>BUSINESS ENTERPRISES</b>   | <b>2,986.5</b> | <b>35,404.1</b> | <b>2,455.4</b> | <b>36,853.4</b> | <b>2,673.8</b> | <b>37,056.9</b> | <b>3,180.7</b> | <b>38,357.0</b> | <b>2,701.6</b> | <b>39,105.4</b> | <b>2,998.1</b> | <b>40,739.0</b> |
| <b>Agriculture</b>            | <b>518.3</b>   | <b>3,658.8</b>  | <b>430.5</b>   | <b>3,736.5</b>  | <b>640.3</b>   | <b>3,530.8</b>  | <b>1,196.0</b> | <b>3,722.4</b>  | <b>734.1</b>   | <b>3,920.2</b>  | <b>903.9</b>   | <b>3,933.9</b>  |
| Sugarcane                     | 518.3          | 179.1           | 430.5          | 229.7           | 640.3          | 282.5           | 1,196.0        | 387.2           | 734.1          | 490.1           | 903.9          | 593.8           |
| Paddy                         | 0.0            | 1,328.5         | 0.0            | 1,349.7         | 0.0            | 1,156.3         | 0.0            | 1,092.0         | 0.0            | 1,088.7         | 0.0            | 1,133.6         |
| Other Farming                 | 0.0            | 104.5           | 0.0            | 98.2            | 0.0            | 97.4            | 0.0            | 98.8            | 0.0            | 97.6            | 0.0            | 91.6            |
| Livestock                     | 0.0            | 839.3           | 0.0            | 817.4           | 0.0            | 815.7           | 0.0            | 803.4           | 0.0            | 861.8           | 0.0            | 741.1           |
| Forestry                      | 0.0            | 70.9            | 0.0            | 61.7            | 0.0            | 91.4            | 0.0            | 73.4            | 0.0            | 118.7           | 0.0            | 112.0           |
| Shrimp & Other Fishing        | 0.0            | 1,136.4         | 0.0            | 1,179.8         | 0.0            | 1,087.6         | 0.0            | 1,267.4         | 0.0            | 1,263.3         | 0.0            | 1,261.7         |
| <b>Mining &amp; Quarrying</b> | <b>0.6</b>     | <b>1,669.6</b>  | <b>0.2</b>     | <b>1,713.5</b>  | <b>0.1</b>     | <b>1,703.8</b>  | <b>0.2</b>     | <b>1,716.9</b>  | <b>1.0</b>     | <b>1,679.3</b>  | <b>1.4</b>     | <b>1,650.2</b>  |
| Bauxite                       | 0.0            | 0.0             | 0.0            | 0.0             | 0.1            | 0.0             | 0.0            | 0.0             | 0.0            | 0.0             | 0.0            | 0.0             |
| Other                         | 0.6            | 1,669.6         | 0.2            | 1,713.5         | 0.0            | 1,703.8         | 0.2            | 1,716.9         | 1.0            | 1,679.3         | 1.4            | 1,650.2         |
| <b>Manufacturing</b>          | <b>2,467.6</b> | <b>10,528.1</b> | <b>2,024.5</b> | <b>10,041.0</b> | <b>2,031.8</b> | <b>10,360.4</b> | <b>1,984.5</b> | <b>11,003.4</b> | <b>1,964.8</b> | <b>11,248.7</b> | <b>2,091.1</b> | <b>11,633.5</b> |
| Timber and Sawmilling         | 0.0            | 1,915.3         | 0.0            | 1,907.0         | 0.0            | 1,940.4         | 0.0            | 1,947.4         | 0.0            | 1,962.0         | 0.0            | 2,123.8         |
| Other Constr. and Engin.      | 0.0            | 3,193.7         | 0.0            | 2,684.2         | 0.0            | 2,567.4         | 0.0            | 2,929.9         | 0.0            | 2,827.4         | 0.0            | 2,949.0         |
| Sugar Molasses                | 1,522.7        | 1.3             | 1,080.6        | 1.3             | 1,086.8        | 388.5           | 1,093.5        | 1.1             | 1,295.9        | 1.1             | 1,397.6        | 1.1             |
| Rice Milling                  | 71.7           | 1,570.9         | 70.6           | 1,261.2         | 69.4           | 1,580.2         | 68.2           | 2,265.2         | 67.0           | 2,481.3         | 65.8           | 2,852.4         |
| Beverages, Food & Tobacco     | 0.0            | 937.3           | 0.0            | 1,203.8         | 0.0            | 1,196.0         | 0.0            | 1,404.5         | 0.0            | 1,567.4         | 0.0            | 1,372.9         |
| Textiles & Clothing           | 0.0            | 87.1            | 0.0            | 85.0            | 0.0            | 83.3            | 0.0            | 81.9            | 0.0            | 80.8            | 0.0            | 77.9            |
| Electricity                   | 873.2          | 5.6             | 873.3          | 13.9            | 875.5          | 16.0            | 822.8          | 18.1            | 601.8          | 17.2            | 627.7          | 17.5            |
| Other Manufacturing           | 0.0            | 2,816.9         | 0.0            | 2,884.7         | 0.0            | 2,588.6         | 0.0            | 2,355.3         | 0.0            | 2,311.5         | 0.0            | 2,239.0         |
| <b>Services</b>               | <b>0.0</b>     | <b>19,547.6</b> | <b>0.3</b>     | <b>21,362.4</b> | <b>1.7</b>     | <b>21,461.7</b> | <b>0.0</b>     | <b>21,914.4</b> | <b>1.7</b>     | <b>22,257.2</b> | <b>1.7</b>     | <b>23,521.4</b> |
| Drainage & Irrigation         | 0.0            | 22.8            | 0.0            | 22.5            | 0.0            | 22.0            | 0.0            | 21.6            | 0.0            | 21.1            | 0.0            | 20.5            |
| Transportation                | 0.0            | 2,002.5         | 0.0            | 2,156.6         | 0.0            | 2,209.1         | 0.0            | 2,182.3         | 0.0            | 2,233.6         | 0.0            | 2,345.5         |
| Telecommunications            | 0.0            | 56.5            | 0.0            | 59.1            | 0.0            | 80.7            | 0.0            | 75.6            | 0.0            | 80.3            | 0.0            | 80.2            |
| Entertaining & Catering       | 0.0            | 1,970.2         | 0.0            | 1,973.5         | 0.0            | 1,901.9         | 0.0            | 1,909.5         | 0.0            | 1,890.5         | 0.0            | 1,873.9         |
| Distribution                  | 0.0            | 11,920.4        | 0.2            | 12,832.8        | 1.7            | 13,000.0        | 0.0            | 13,251.7        | 0.0            | 13,439.1        | 0.1            | 14,306.6        |
| Education                     | 0.0            | 42.6            | 0.1            | 39.1            | 0.0            | 30.4            | 0.0            | 31.7            | 0.0            | 35.6            | 0.0            | 24.7            |
| Health                        | 0.0            | 220.2           | 0.0            | 228.0           | 0.0            | 220.0           | 0.0            | 262.0           | 0.0            | 245.2           | 0.0            | 266.2           |
| Professional Services         | 0.0            | 539.7           | 0.0            | 594.3           | 0.0            | 597.0           | 0.0            | 635.8           | 0.0            | 649.5           | 0.0            | 681.9           |
| Other Services                | 0.0            | 2,772.6         | 0.0            | 3,456.6         | 0.0            | 3,400.6         | 0.0            | 3,544.1         | 1.7            | 3,662.3         | 1.6            | 3,922.0         |
| <b>HOUSEHOLDS</b>             | <b>0.0</b>     | <b>15,860.3</b> | <b>0.0</b>     | <b>16,157.0</b> | <b>0.0</b>     | <b>16,382.1</b> | <b>0.0</b>     | <b>16,886.7</b> | <b>0.0</b>     | <b>17,362.2</b> | <b>0.0</b>     | <b>17,814.7</b> |
| Housing                       | 0.0            | 4,952.6         | 0.0            | 4,825.6         | 0.0            | 5,053.0         | 0.0            | 5,361.2         | 0.0            | 5,453.6         | 0.0            | 5,502.3         |
| Motor Cars                    | 0.0            | 3,943.0         | 0.0            | 4,052.7         | 0.0            | 4,055.8         | 0.0            | 3,995.5         | 0.0            | 3,998.0         | 0.0            | 4,002.2         |
| Other Durable Goods           | 0.0            | 800.7           | 0.0            | 763.9           | 0.0            | 587.9           | 0.0            | 566.9           | 0.0            | 613.9           | 0.0            | 626.7           |
| Education                     | 0.0            | 374.8           | 0.0            | 339.5           | 0.0            | 271.6           | 0.0            | 277.0           | 0.0            | 271.5           | 0.0            | 273.7           |
| Travel                        | 0.0            | 109.2           | 0.0            | 102.6           | 0.0            | 57.6            | 0.0            | 53.7            | 0.0            | 52.7            | 0.0            | 66.6            |
| Other Purposes                | 0.0            | 5,679.9         | 0.0            | 6,071.8         | 0.0            | 6,356.1         | 0.0            | 6,632.3         | 0.0            | 6,972.4         | 0.0            | 7,345.2         |
| <b>TOTAL</b>                  | <b>3,042.0</b> | <b>51,455.3</b> | <b>2,522.3</b> | <b>53,110.4</b> | <b>3,297.9</b> | <b>53,500.8</b> | <b>3,233.1</b> | <b>55,355.2</b> | <b>2,760.9</b> | <b>56,549.4</b> | <b>3,062.4</b> | <b>58,662.8</b> |

Source: Commercial Banks

**COMMERCIAL BANKS: LOANS & ADVANCES  
TO RESIDENTS BY SECTOR  
(G\$ Million)**

Table 2-13(g)

|                               | 2009           |                 |                |                 |
|-------------------------------|----------------|-----------------|----------------|-----------------|
|                               | Jan.           |                 | Feb.           |                 |
|                               | Pub.           | Priv.           | Pub.           | Priv.           |
| <b>GENERAL GOVERNMENT</b>     | <b>52.0</b>    | -               | <b>56.5</b>    | -               |
| <b>FINANCIAL INSTITUTIONS</b> | <b>0.0</b>     | <b>106.0</b>    | <b>0.0</b>     | <b>91.3</b>     |
| Pub. Finan. Instits.          | 0.0            | -               | 0.0            | -               |
| Co-op Finan. Instits.         | -              | 30.8            | -              | 39.6            |
| Insurance Companies           | -              | 63.8            | -              | 33.0            |
| Building Societies            | -              | 0.0             | -              | 0.0             |
| Credit Unions                 | -              | -               | -              | -               |
| Brokers and Money Lenders     | -              | 11.4            | -              | 17.9            |
| Trust & Investment Companies  | -              | 0.0             | -              | 0.8             |
| Pension Funds                 | -              | 0.0             | -              | 0.0             |
| <b>BUSINESS ENTERPRISES</b>   | <b>2,908.9</b> | <b>40,249.5</b> | <b>2,988.9</b> | <b>40,121.4</b> |
| <b>Agriculture</b>            | <b>845.5</b>   | <b>4,052.3</b>  | <b>944.7</b>   | <b>3,974.8</b>  |
| Sugarcane                     | 844.9          | 603.1           | 944.6          | 646.8           |
| Paddy                         | 0.0            | 1,216.5         | 0.0            | 1,260.7         |
| Other Farming                 | 0.0            | 91.5            | 0.1            | 91.7            |
| Livestock                     | 0.0            | 776.7           | 0.0            | 686.8           |
| Forestry                      | 0.6            | 111.1           | 0.0            | 105.3           |
| Shrimp & Other Fishing        | 0.0            | 1,253.4         | 0.0            | 1,183.4         |
| <b>Mining &amp; Quarrying</b> | <b>0.3</b>     | <b>1,585.4</b>  | <b>0.4</b>     | <b>1,702.0</b>  |
| Bauxite                       | 0.0            | 0.0             | 0.0            | 0.0             |
| Other                         | 0.3            | 1,585.4         | 0.4            | 1,702.0         |
| <b>Manufacturing</b>          | <b>2,061.6</b> | <b>11,747.6</b> | <b>2,042.5</b> | <b>11,395.6</b> |
| Timber and Sawmilling         | 0.0            | 2,176.2         | 0.0            | 1,987.0         |
| Other Constr. and Engin.      | 0.0            | 3,150.1         | 0.0            | 3,402.5         |
| Sugar Molasses                | 1,413.7        | 1.1             | 1,406.2        | 1.1             |
| Rice Milling                  | 64.7           | 2,596.1         | 63.5           | 2,260.2         |
| Beverages, Food & Tobacco     | 0.0            | 1,494.5         | 0.0            | 1,391.7         |
| Textiles & Clothing           | 0.0            | 81.2            | 0.0            | 81.8            |
| Electricity                   | 583.2          | 54.9            | 572.9          | 18.0            |
| Other Manufacturing           | 0.0            | 2,193.5         | 0.0            | 2,253.3         |
| <b>Services</b>               | <b>1.6</b>     | <b>22,864.2</b> | <b>1.3</b>     | <b>23,049.1</b> |
| Drainage & Irrigation         | 0.0            | 20.1            | 0.0            | 19.7            |
| Transportation                | 0.0            | 2,469.0         | 0.0            | 2,476.8         |
| Telecommunications            | 0.0            | 71.2            | 0.0            | 66.5            |
| Entertaining & Catering       | 0.0            | 1,836.0         | 0.0            | 1,894.8         |
| Distribution                  | 0.0            | 13,667.0        | 0.0            | 13,811.6        |
| Education                     | 0.0            | 28.6            | 0.0            | 32.5            |
| Health                        | 0.0            | 262.7           | 0.0            | 247.1           |
| Professional Services         | 0.0            | 697.2           | 0.0            | 651.9           |
| Other Services                | 1.6            | 3,812.4         | 1.3            | 3,848.3         |
| <b>HOUSEHOLDS</b>             | <b>0.0</b>     | <b>17,415.6</b> | <b>0.0</b>     | <b>17,464.9</b> |
| Housing                       | 0.0            | 5,031.9         | 0.0            | 5,197.7         |
| Motor Cars                    | 0.0            | 4,013.3         | 0.0            | 4,006.6         |
| Other Durable Goods           | 0.0            | 590.3           | 0.0            | 575.1           |
| Education                     | 0.0            | 301.6           | 0.0            | 298.8           |
| Travel                        | 0.0            | 74.8            | 0.0            | 76.4            |
| Other Purposes                | 0.0            | 7,403.7         | 0.0            | 7,310.4         |
| <b>TOTAL</b>                  | <b>2,960.9</b> | <b>57,771.1</b> | <b>3,045.3</b> | <b>57,677.7</b> |

Source: Commercial Banks

Figures under the 'other purposes' sub-category has been reclassified to exclude credit card transactions effective from March 2007.



**COMMERCIAL BANKS: LIQUID ASSETS**  
(G\$ Million)

Table 2.14

| End Of Period | Total Liquid Assets | Cash In Bank | Excess Reserve | Bals Due From H/Q Own Branch Abroad | Net Bals Due From Com Banks In Guy. | Bals Due From Other Banks Abroad | Treasury Bills 1) | Req. Liquid Assets 2) | Surplus (+) Deficit (-) |
|---------------|---------------------|--------------|----------------|-------------------------------------|-------------------------------------|----------------------------------|-------------------|-----------------------|-------------------------|
| 1999          | 20909.7             | 2312.7       | 1133.0         | 891.1                               | 1058.9                              | 4068.6                           | 11445.5           | 16155.2               | 4754.5                  |
| 2000          | 31611.2             | 1897.4       | 3370.3         | 1061.2                              | 882.3                               | 3491.9                           | 20908.1           | 19158.1               | 12453.2                 |
| 2001          | 33533.8             | 1791.0       | 4996.7         | 1239.4                              | 626.9                               | 3454.1                           | 21425.8           | 20153.5               | 13380.3                 |
| 2002          | 37300.1             | 1866.0       | 6006.1         | 395.6                               | 899.3                               | 2540.7                           | 25592.3           | 22330.0               | 14970.0                 |
| 2003          | 39992.5             | 2022.9       | 6066.7         | 478.5                               | 773.9                               | 5436.2                           | 25214.1           | 23510.0               | 16482.5                 |
| 2004          |                     |              |                |                                     |                                     |                                  |                   |                       |                         |
| Mar           | 42237.5             | 1756.4       | 4058.3         | 466.2                               | 558.1                               | 4664.1                           | 30734.3           | 24461.4               | 17776.0                 |
| Jun           | 42866.0             | 1572.6       | 1769.2         | 644.7                               | 609.4                               | 5400.2                           | 32870.0           | 24465.0               | 18401.0                 |
| Sep           | 41284.9             | 1915.2       | 3040.9         | 636.3                               | 384.6                               | 5400.8                           | 29907.1           | 24664.3               | 16620.7                 |
| Dec           | 48954.7             | 2455.9       | 6956.2         | 589.1                               | 883.8                               | 6954.3                           | 31115.4           | 26330.9               | 22623.8                 |
| 2005          |                     |              |                |                                     |                                     |                                  |                   |                       |                         |
| Mar           | 51888.1             | 2252.2       | 4985.6         | 1206.2                              | 881.6                               | 6549.7                           | 36012.9           | 27797.8               | 24052.3                 |
| Jun           | 49861.0             | 2208.1       | 3042.8         | 2644.0                              | 488.0                               | 8114.8                           | 33363.4           | 28180.8               | 21634.5                 |
| Sep           | 48532.5             | 1968.2       | 5750.0         | 2186.2                              | 1254.0                              | 7195.2                           | 30178.9           | 27997.9               | 20534.6                 |
| Dec           | 56441.6             | 2811.1       | 8199.9         | 2901.0                              | 1604.5                              | 7524.1                           | 33401.0           | 29826.1               | 26615.5                 |
| 2006          |                     |              |                |                                     |                                     |                                  |                   |                       |                         |
| Mar           | 56777.7             | 1996.0       | 4185.0         | 3693.1                              | 826.3                               | 7511.8                           | 38565.6           | 30580.9               | 26196.8                 |
| Jun           | 54262.6             | 1745.7       | 4244.7         | 4081.9                              | 948.5                               | 10993.3                          | 32248.5           | 31491.7               | 22770.9                 |
| Sep           | 58756.5             | 1844.4       | 5907.0         | 3278.4                              | 705.8                               | 9458.7                           | 37562.3           | 32244.2               | 26512.3                 |
| Dec           | 55577.2             | 2841.9       | 4116.5         | 3917.6                              | 1878.6                              | 6194.1                           | 36628.5           | 33252.0               | 22325.2                 |
| 2007          |                     |              |                |                                     |                                     |                                  |                   |                       |                         |
| Mar           | 55511.6             | 2172.9       | 2157.7         | 3183.2                              | 855.0                               | 9933.0                           | 37209.8           | 34875.6               | 20636.0                 |
| Jun           | 54596.0             | 2500.3       | 5851.4         | 3500.5                              | 1095.7                              | 8119.6                           | 33528.5           | 35681.4               | 18914.6                 |
| Sep           | 50823.6             | 2580.2       | 2328.9         | 2755.9                              | 419.6                               | 7012.1                           | 35726.9           | 35723.2               | 15100.4                 |
| Dec           | 65050.9             | 3736.8       | 1331.3         | 3095.4                              | 1056.3                              | 21456.3                          | 34374.9           | 38071.4               | 26979.5                 |
| 2008          |                     |              |                |                                     |                                     |                                  |                   |                       |                         |
| Jan           | 67519.4             | 2820.9       | 6726.1         | 1044.3                              | 340.0                               | 18558.0                          | 38030.2           | 39339.5               | 28180.0                 |
| Feb           | 66713.2             | 2273.2       | 4111.0         | 1086.2                              | 977.5                               | 17513.4                          | 40752.0           | 39206.5               | 27506.7                 |
| Mar           | 71073.2             | 3334.0       | 5498.1         | 868.9                               | 1811.7                              | 18399.8                          | 41160.7           | 39503.9               | 31569.3                 |
| Apr           | 71456.5             | 3208.3       | 2444.0         | 668.3                               | 2248.7                              | 18230.1                          | 44657.1           | 40417.1               | 31039.4                 |
| May           | 72169.8             | 2498.5       | 6307.4         | 842.4                               | 1895.2                              | 18913.7                          | 41712.7           | 41021.4               | 31148.5                 |
| Jun           | 72499.8             | 2525.5       | 4133.6         | 3553.8                              | 1651.5                              | 17104.0                          | 43531.4           | 41880.0               | 30619.8                 |
| Jul           | 74386.8             | 2675.3       | 6432.4         | 3237.1                              | 1280.5                              | 16089.2                          | 44672.3           | 41849.6               | 32537.2                 |
| Aug           | 67690.4             | 2670.0       | 5882.9         | 2935.8                              | 873.7                               | 11517.4                          | 43810.8           | 41599.7               | 26090.7                 |
| Sep           | 70948.9             | 2708.6       | 3618.2         | 3783.0                              | 1715.9                              | 15175.2                          | 43947.9           | 41304.3               | 29644.6                 |
| Oct           | 71625.1             | 2520.7       | 4226.4         | 4304.3                              | 1287.8                              | 15041.7                          | 44244.2           | 41523.1               | 30102.0                 |
| Nov           | 68875.5             | 2448.3       | 4696.5         | 4225.2                              | 1597.9                              | 12068.0                          | 43839.6           | 41791.1               | 27084.4                 |
| Dec           | 67347.2             | 3677.2       | 1109.7         | 2155.4                              | -497.9                              | 16655.4                          | 44247.5           | 42098.1               | 25249.2                 |
| 2009          |                     |              |                |                                     |                                     |                                  |                   |                       |                         |
| Jan           | 70404.8             | 2499.4       | 6893.9         | 2552.5                              | 2195.3                              | 13357.9                          | 42905.9           | 42580.4               | 27824.5                 |
| Feb           | 76248.6             | 2534.5       | 7031.5         | 2605.4                              | 2361.0                              | 15177.5                          | 46538.7           | 43591.2               | 32657.4                 |

Source: Commercial Banks

1) Treasury Bills figures have been revised from December 2004 to November 2005.

2) Statutory reserve deposits are included in the calculation of the required liquid assets.

**COMMERCIAL BANKS: MINIMUM RESERVE REQUIREMENTS**

(G\$ Million)

Table 2.15

| End of Period             | Day Of Res. Per.(Week) | Required Reserves | Actual Reserves | Surplus (+) Deficit (-) | End of Period             | Day Of Res. Per.(Week) | Required Reserves | Actual Reserves | Surplus (+) Deficit (-) |         |
|---------------------------|------------------------|-------------------|-----------------|-------------------------|---------------------------|------------------------|-------------------|-----------------|-------------------------|---------|
| <b>2007</b><br><b>Mar</b> | 02nd                   | 19628.0           | 22262.3         | 2634.3                  | <b>2008</b><br><b>Mar</b> | 07th                   | 22156.8           | 28206.5         | 6049.7                  |         |
|                           | 09th                   | 19507.3           | 23453.7         | 3946.3                  |                           | 14th                   | 22216.1           | 27403.0         | 5186.9                  |         |
|                           | 16th                   | 19952.5           | 23678.0         | 3725.4                  |                           | 21st                   | 22247.6           | 26615.9         | 4368.2                  |         |
|                           | 23rd                   | 19833.6           | 22625.4         | 2791.9                  |                           | 28th                   | 22344.9           | 27843.0         | 5498.1                  |         |
|                           | 30th                   | 19663.7           | 21821.4         | 2157.7                  |                           |                        |                   |                 |                         |         |
| <b>Apr</b>                | 06th                   | 19528.7           | 22215.7         | 2687.0                  | <b>Apr</b>                | 04th                   | 22411.8           | 29247.1         | 6835.3                  |         |
|                           | 13th                   | 19721.5           | 23857.8         | 4136.3                  |                           | 11th                   | 22526.4           | 27507.4         | 4981.0                  |         |
|                           | 20th                   | 19990.6           | 27355.7         | 7365.0                  |                           | 18th                   | 22594.7           | 27405.0         | 4810.4                  |         |
|                           | 27th                   | 20133.0           | 25175.8         | 5042.8                  |                           | 25th                   | 22842.1           | 25286.2         | 2444.0                  |         |
| <b>May</b>                | 04th                   | 20147.4           | 24081.0         | 3933.6                  | <b>May</b>                | 02nd                   | 22814.6           | 25233.3         | 2418.8                  |         |
|                           | 11th                   | 20305.4           | 25356.6         | 5051.3                  |                           | 09th                   | 22936.3           | 27102.9         | 4166.5                  |         |
|                           | 18th                   | 20291.4           | 26316.9         | 6025.5                  |                           | 16th                   | 23149.7           | 27690.1         | 4540.4                  |         |
|                           | 25th                   | 20451.3           | 26791.3         | 6340.1                  |                           | 23rd                   | 23067.5           | 27831.3         | 4763.8                  |         |
| <b>Jun</b>                | 01st                   | 20275.8           | 24178.4         | 3902.6                  | <b>Jun</b>                | 30th                   | 23208.2           | 29515.5         | 6307.4                  |         |
|                           | 08th                   | 20213.1           | 25256.1         | 5043.0                  |                           | <b>Jun</b>             | 06th              | 23280.4         | 28279.4                 | 4999.0  |
|                           | 15th                   | 20335.2           | 23856.5         | 3521.3                  |                           |                        | 13th              | 23253.8         | 27375.9                 | 4122.1  |
|                           | 22nd                   | 20289.9           | 25648.7         | 5358.8                  |                           |                        | 20th              | 23261.9         | 29384.5                 | 6122.6  |
|                           | 29th                   | 20188.2           | 26039.7         | 5851.4                  |                           |                        | 27th              | 23650.9         | 27784.4                 | 4133.6  |
| <b>Jul</b>                | 06th                   | 20107.6           | 26460.4         | 6352.8                  | <b>Jul</b>                |                        | 04th              | 23477.5         | 27841.1                 | 4363.6  |
|                           | 13th                   | 20149.6           | 25850.1         | 5700.5                  |                           | 11th                   | 23614.7           | 26867.8         | 3253.1                  |         |
|                           | 20th                   | 20230.4           | 23283.3         | 3052.9                  |                           | 18th                   | 23511.9           | 29245.3         | 5733.4                  |         |
|                           | 27th                   | 19967.7           | 23809.6         | 3841.9                  |                           | 25th                   | 23605.1           | 30037.5         | 6432.4                  |         |
|                           | <b>Aug</b>             | 03rd              | 20024.7         | 25173.8                 |                           | 5149.1                 | <b>Aug</b>        | 01st            | 23598.5                 | 27592.0 |
| 10th                      |                        | 20127.0           | 25366.9         | 5239.9                  | 08th                      | 23530.1                |                   | 28083.1         | 4553.0                  |         |
| 17th                      |                        | 20187.8           | 24931.6         | 4743.8                  | 15th                      | 23509.3                |                   | 28400.0         | 4890.8                  |         |
| 24th                      |                        | 20042.6           | 23754.3         | 3711.7                  | 22nd                      | 23556.8                |                   | 28845.2         | 5288.5                  |         |
| 31st                      |                        | 19979.1           | 23952.8         | 3973.7                  | 29th                      | 23465.7                |                   | 29348.6         | 5882.9                  |         |
| <b>Sep</b>                | 07th                   | 19956.7           | 24270.4         | 4313.8                  | <b>Sep</b>                | 05th                   | 23191.2           | 29206.4         | 6015.1                  |         |
|                           | 14th                   | 20102.4           | 22291.1         | 2188.7                  |                           | 12th                   | 23082.4           | 28769.4         | 5687.0                  |         |
|                           | 21st                   | 20093.3           | 22589.4         | 2496.1                  |                           | 19th                   | 23038.4           | 27957.8         | 4919.4                  |         |
|                           | 28th                   | 20201.0           | 22529.9         | 2328.9                  |                           | 26th                   | 23319.1           | 26937.4         | 3618.2                  |         |
| <b>Oct</b>                | 05th                   | 20268.3           | 22895.3         | 2627.0                  | <b>Oct</b>                | 03rd                   | 23222.0           | 27080.4         | 3858.4                  |         |
|                           | 12th                   | 20408.0           | 23286.9         | 2878.9                  |                           | 10th                   | 23196.4           | 29366.4         | 6170.0                  |         |
|                           | 19th                   | 20626.0           | 24294.6         | 3668.6                  |                           | 17th                   | 23503.3           | 28518.1         | 5014.9                  |         |
|                           | 26th                   | 20692.9           | 24924.6         | 4231.7                  |                           | 24th                   | 23447.4           | 26840.8         | 3393.4                  |         |
| <b>Nov</b>                | 02nd                   | 20884.5           | 25368.6         | 4484.1                  | <b>Nov</b>                | 31st                   | 23502.2           | 27728.5         | 4226.4                  |         |
|                           | 09th                   | 21051.9           | 26926.2         | 5874.3                  |                           | <b>Nov</b>             | 07th              | 23664.6         | 28460.2                 | 4795.6  |
|                           | 16th                   | 21300.4           | 26732.7         | 5432.3                  |                           |                        | 14th              | 23637.0         | 28809.1                 | 5172.1  |
|                           | 23rd                   | 21398.9           | 26463.7         | 5064.9                  |                           |                        | 21st              | 23803.9         | 28053.9                 | 4249.9  |
|                           | 30th                   | 21578.5           | 28515.0         | 6936.5                  |                           |                        | 28th              | 23658.4         | 28354.9                 | 4696.5  |
| <b>Dec</b>                | 07th                   | 21599.4           | 28295.1         | 6695.7                  | <b>Dec</b>                |                        | 05th              | 23705.0         | 29034.1                 | 5329.1  |
|                           | 14th                   | 21802.4           | 25268.4         | 3466.0                  |                           | 12th                   | 23998.8           | 25832.8         | 1833.9                  |         |
|                           | 21st                   | 21640.3           | 23322.1         | 1681.8                  |                           | 19th                   | 23998.1           | 24529.2         | 531.2                   |         |
|                           | 28th                   | 21477.4           | 22808.6         | 1331.3                  |                           | 26th                   | 23859.4           | 24969.1         | 1109.7                  |         |
| <b>2008</b><br><b>Jan</b> | 04th                   | 21389.6           | 27576.5         | 6186.9                  | <b>2009</b><br><b>Jan</b> | 02nd                   | 23812.5           | 28900.4         | 5087.9                  |         |
|                           | 11th                   | 21738.8           | 30065.4         | 8326.6                  |                           | 09th                   | 24104.9           | 29338.4         | 5233.5                  |         |
|                           | 18th                   | 22001.7           | 30426.4         | 8424.7                  |                           | 16th                   | 24272.5           | 29831.1         | 5558.5                  |         |
|                           | 25th                   | 22190.8           | 28916.8         | 6726.1                  |                           | 23rd                   | 24303.5           | 29358.9         | 5055.3                  |         |
| <b>Feb</b>                | 01st                   | 22052.4           | 27227.8         | 5175.5                  | <b>Feb</b>                | 30th                   | 24146.1           | 31040.0         | 6893.9                  |         |
|                           | 08th                   | 22108.5           | 27987.8         | 5879.3                  |                           | <b>Feb</b>             | 06th              | 24242.2         | 33086.7                 | 8844.5  |
|                           | 15th                   | 22214.1           | 27776.1         | 5562.0                  |                           |                        | 13th              | 24486.7         | 33355.8                 | 8869.1  |
|                           | 22nd                   | 22239.7           | 26427.7         | 4188.0                  |                           |                        | 20th              | 24586.9         | 32010.6                 | 7423.7  |
|                           | 29th                   | 22166.3           | 26277.3         | 4111.0                  |                           |                        | 27th              | 24659.3         | 31690.9                 | 7031.5  |

Source: Commercial Banks

**FOREIGN EXCHANGE INTERVENTION**  
US\$ Million

Table 2.16 (a)

| Period Ended | Purchases | Sales | Net Purchases/<br>(Sales) |
|--------------|-----------|-------|---------------------------|
| 2004         | 5.51      | 3.87  | 1.64                      |
| 2005         | 15.87     | 3.94  | 11.93                     |
| 2006         | 11.57     | 24.00 | (12.43)                   |
| 2007         | 23.15     | 23.07 | 0.08                      |
| 2008         |           |       |                           |
| Jan          | 18.38     | 1.90  | 16.48                     |
| Feb          | -         | 5.50  | (5.50)                    |
| Mar          | 1.00      | -     | 1.00                      |
| Apr          | 5.97      | 2.00  | 3.97                      |
| May          | 3.85      | -     | 3.85                      |
| Jun          | 1.75      | 2.00  | (0.25)                    |
| Jul          | 11.05     | 3.50  | 7.55                      |
| Aug          | 2.90      | 5.00  | (2.10)                    |
| Sep          | -         | 2.90  | (2.90)                    |
| Oct          | 3.80      | 3.90  | (0.10)                    |
| Nov          | -         | 6.20  | (6.20)                    |
| Dec          | 11.40     | 37.45 | (26.05)                   |
| 2009         |           |       |                           |
| Jan          | 20.00     | 9.42  | 10.58                     |
| Feb          | -         | -     | -                         |

**INTERBANK TRADE**  
US\$ Million

Table 2.16 (b)

| Period Ended | Volume |
|--------------|--------|
| 2007         |        |
| Jan          | -      |
| Feb          | 1.2    |
| Mar          | 2.3    |
| Apr          | 3.0    |
| May          | 9.6    |
| Jun          | 0.2    |
| Jul          | -      |
| Aug          | 5.0    |
| Sep          | 2.8    |
| Oct          | -      |
| Nov          | 2.0    |
| Dec          | 6.0    |
| 2008         |        |
| Jan          | 2.6    |
| Feb          | 9.5    |
| Mar          | 3.4    |
| Apr          | 6.6    |
| May          | 2.9    |
| Jun          | 4.2    |
| Jul          | 3.0    |
| Aug          | -      |
| Sep          | -      |
| Oct          | 0.4    |
| Nov          | 0.2    |
| Dec          | 0.1    |
| 2009         |        |
| Jan          | 1.2    |
| Feb          | 0.7    |

Source: Bank of Guyana

**COMMERCIAL BANKS HOLDINGS OF TREASURY BILLS**  
(G\$ Million)

Table 2.17

| <b>Period Ended</b> | <b>Total</b> | <b>91-Day Bills</b> | <b>182-Day Bills</b> | <b>364- Day Bills</b> |
|---------------------|--------------|---------------------|----------------------|-----------------------|
| 1999                | 12,417.9     | 2,608.7             | 1,868.0              | 7,941.2               |
| 2000                | 21,698.0     | 3,372.1             | 5,924.5              | 12,401.4              |
| 2001                | 21,973.0     | 2,539.8             | 7,077.0              | 12,356.3              |
| 2002                | 24,856.9     | 1,500.0             | 8,469.0              | 14,887.9              |
| 2003                | 25,225.3     | 1,650.0             | 7,984.7              | 15,590.7              |
| 2004                |              |                     |                      |                       |
| Mar                 | 30,751.1     | 2,239.8             | 9,313.2              | 19,198.1              |
| Jun                 | 33,060.1     | 3,971.0             | 7,151.0              | 21,938.1              |
| Sep                 | 30,314.1     | 1,580.0             | 7,701.0              | 21,033.1              |
| Dec                 | 31,260.7     | 2,832.2             | 7,646.0              | 20,782.5              |
| 2005                |              |                     |                      |                       |
| Mar                 | 35,990.9     | 4,497.0             | 10,025.5             | 21,468.4              |
| Jun                 | 33,262.5     | 1,705.0             | 10,644.5             | 20,913.0              |
| Sep                 | 30,086.2     | 2,500.0             | 8,005.1              | 19,581.1              |
| Dec                 | 33,401.7     | 1,350.0             | 7,015.4              | 25,036.3              |
| 2006                |              |                     |                      |                       |
| Mar                 | 38,789.5     | 3,400.0             | 5,775.4              | 29,614.1              |
| Jun                 | 32,324.9     | 0.0                 | 1,956.4              | 30,368.6              |
| Sep                 | 37,669.3     | 4,524.5             | 1,806.4              | 31,338.5              |
| Dec                 | 36,703.0     | 800.0               | 5,806.1              | 30,096.9              |
| 2007                |              |                     |                      |                       |
| Mar                 | 37,287.8     | 2,000.0             | 7,456.1              | 27,831.7              |
| Jun                 | 33,585.5     | 0.0                 | 5,456.3              | 28,129.2              |
| Sep                 | 35,799.2     | 2,000.0             | 4,256.3              | 29,542.9              |
| Dec                 | 34,415.7     | 0.0                 | 2,256.3              | 32,159.4              |
| 2008                |              |                     |                      |                       |
| Jan                 | 38,132.2     | 0.0                 | 3,756.3              | 34,375.9              |
| Feb                 | 41,134.5     | 0.0                 | 3,756.3              | 37,378.2              |
| Mar                 | 41,484.6     | 0.0                 | 3,756.3              | 37,728.3              |
| Apr                 | 44,984.6     | 0.0                 | 3,756.3              | 41,228.3              |
| May                 | 41,888.1     | 0.0                 | 3,756.3              | 38,131.8              |
| Jun                 | 43,688.1     | 1,000.0             | 3,756.3              | 38,931.8              |
| Jul                 | 44,788.1     | 1,000.0             | 2,856.3              | 40,931.8              |
| Aug                 | 44,051.3     | 1,000.0             | 4,856.3              | 38,195.0              |
| Sep                 | 44,651.3     | 0.0                 | 4,456.3              | 40,195.0              |
| Oct                 | 45,301.3     | 1,000.0             | 4,456.3              | 39,845.0              |
| Nov                 | 44,990.4     | 1,000.0             | 6,955.4              | 37,035.0              |
| Dec                 | 44,991.2     | 1,000.0             | 6,956.2              | 37,035.0              |
| 2009                |              |                     |                      |                       |
| Jan                 | 43,661.2     | 1,000.0             | 6,356.2              | 36,305.0              |
| Feb                 | 48,031.2     | 1,000.0             | 6,856.2              | 40,175.0              |

Source: Bank of Guyana.

**MONETARY SURVEY**  
(G\$ MILLION)

Table 3.1

| End of Period | Foreign Assets (Net) |                |                  | Domestic Credit |               |                    |                     |                           |                | Money and Quasi-Money |                        |         |          |                                 | Other (Net) |                 |
|---------------|----------------------|----------------|------------------|-----------------|---------------|--------------------|---------------------|---------------------------|----------------|-----------------------|------------------------|---------|----------|---------------------------------|-------------|-----------------|
|               | Total                | Bank of Guyana | Commercial Banks | Total           | Public Sector |                    |                     | Non-Bank Fin. Inst. (Net) | Private Sector | Total                 | Money                  |         |          | Quasi-Money Savings & Time Dep. |             |                 |
|               |                      |                |                  |                 | Total         | Cent'l Gov't (Net) | Public Ent's. (Net) |                           |                |                       | Other Pub. Sect. (Net) | Total   | Currency |                                 |             | Demand Deposits |
| 1999          | 11591.9              | 8361.0         | 3230.8           | 23860.3         | -26735.3      | -22080.0           | -2618.9             | -2036.4                   | -5227.7        | 55823.3               | 77007.7                | 21576.0 | 13422.2  | 8153.9                          | 55431.7     | -41555.5        |
| 2000          | 23181.5              | 19835.1        | 3346.4           | 25006.4         | -25848.3      | -20421.0           | -1319.7             | -4107.6                   | -7486.2        | 58341.0               | 85445.1                | 24826.6 | 14495.1  | 10331.6                         | 60618.5     | -37257.1        |
| 2001          | 30136.4              | 23542.4        | 6594.0           | 26052.6         | -24212.6      | -18287.5           | -1041.0             | -4884.1                   | -7544.9        | 57810.0               | 93035.5                | 24807.4 | 15138.3  | 9669.1                          | 68228.1     | -36846.5        |
| 2002          | 32203.2              | 24539.4        | 7663.8           | 29141.2         | -22025.9      | -15330.5           | -1900.8             | -4794.7                   | -7497.7        | 58664.8               | 98147.3                | 26364.8 | 15409.7  | 10955.1                         | 71782.6     | -36802.9        |
| 2003          | 38080.0              | 25011.4        | 13068.6          | 25198.9         | -14396.7      | -5926.8            | -1581.5             | -6888.3                   | -8998.2        | 48593.7               | 106259.1               | 30792.7 | 17888.2  | 12904.5                         | 75466.5     | -42980.2        |
| 2004          | 34001.5              | 19424.9        | 14576.6          | 37419.2         | -942.9        | 9551.6             | -2583.2             | -7911.3                   | -10023.9       | 48386.0               | 114494.6               | 34606.3 | 19545.6  | 15060.7                         | 79888.2     | -43073.9        |
| 2005          | 42234.9              | 24244.0        | 17990.9          | 39895.8         | -3155.3       | 12521.8            | -1875.9             | -13801.1                  | -9377.5        | 52428.6               | 124011.5               | 37839.0 | 21526.7  | 16312.3                         | 86172.5     | -41880.7        |
| 2006          |                      |                |                  |                 |               |                    |                     |                           |                |                       |                        |         |          |                                 |             |                 |
| Mar           | 53456.7              | 34967.8        | 18488.9          | 31731.6         | -13078.5      | 5163.2             | -6339.4             | -11902.3                  | -8865.7        | 53675.7               | 125516.3               | 36460.8 | 19571.0  | 16889.8                         | 89055.4     | -40328.0        |
| Jun           | 56252.4              | 33071.7        | 23180.7          | 32984.5         | -15017.7      | 2484.3             | -5522.4             | -11979.6                  | -8970.9        | 56973.1               | 129267.3               | 37602.5 | 19912.5  | 17690.0                         | 91664.9     | -40030.4        |
| Sep           | 57931.7              | 37629.5        | 20302.2          | 37652.8         | -11623.7      | 7155.8             | -6574.4             | -12205.2                  | -8260.5        | 57537.1               | 135227.9               | 40771.6 | 20774.7  | 19996.9                         | 94456.3     | -39643.4        |
| Dec           | 55458.9              | 36594.8        | 18864.0          | 43300.4         | -10385.0      | 9716.4             | -8153.4             | -11947.9                  | -8103.2        | 61788.6               | 143776.7               | 48069.9 | 25952.0  | 22117.9                         | 95706.8     | -45017.4        |
| 2007          |                      |                |                  |                 |               |                    |                     |                           |                |                       |                        |         |          |                                 |             |                 |
| Mar           | 63603.4              | 38066.4        | 25537.0          | 46056.4         | -10501.3      | 8533.5             | -6858.5             | -12176.3                  | -7535.6        | 64093.3               | 146672.5               | 46551.5 | 24368.5  | 22183.0                         | 100121.0    | -37012.7        |
| Jun           | 65430.0              | 36720.4        | 28709.6          | 44811.9         | -13585.8      | 7170.0             | -8584.8             | -12171.0                  | -8528.1        | 66925.8               | 148635.5               | 44591.1 | 23714.5  | 20876.6                         | 104044.3    | -38393.5        |
| Sep           | 75440.5              | 43555.2        | 31885.3          | 44720.7         | -15060.3      | 4669.3             | -7499.7             | -12229.9                  | -8516.8        | 68297.7               | 152350.0               | 46608.8 | 24438.8  | 22170.0                         | 105741.2    | -32188.9        |
| Dec           | 83094.4              | 44643.2        | 38451.2          | 44988.5         | -19061.9      | 3522.2             | -9922.8             | -12661.2                  | -9296.5        | 73346.9               | 163399.4               | 54240.7 | 29800.6  | 24440.1                         | 109158.7    | -35316.5        |
| 2008          |                      |                |                  |                 |               |                    |                     |                           |                |                       |                        |         |          |                                 |             |                 |
| Jan           | 84280.5              | 50192.2        | 34088.3          | 46285.5         | -16973.1      | 5334.9             | -9864.2             | -12443.8                  | -9769.3        | 73027.9               | 163653.2               | 52358.3 | 27134.5  | 25223.8                         | 111294.9    | -33087.2        |
| Feb           | 82473.5              | 48163.5        | 34310.0          | 48610.7         | -15446.0      | 6707.5             | -9635.8             | -12517.7                  | -10275.6       | 74332.2               | 163768.1               | 51610.9 | 27750.1  | 23860.8                         | 112157.2    | -32684.0        |
| Mar           | 88271.4              | 52488.2        | 35783.2          | 46355.9         | -18088.0      | 5210.3             | -10004.3            | -13294.0                  | -10311.1       | 74755.1               | 167164.0               | 53590.3 | 28296.4  | 25293.9                         | 113573.8    | -32536.7        |
| Apr           | 84586.6              | 49165.1        | 35421.5          | 53334.1         | -12808.9      | 11022.6            | -10272.8            | -13558.6                  | -10045.8       | 76188.8               | 171187.2               | 54755.4 | 28576.4  | 26179.1                         | 116431.8    | -33266.5        |
| May           | 90433.6              | 52255.7        | 38177.9          | 51993.5         | -14495.7      | 8772.4             | -10011.4            | -13256.7                  | -11374.9       | 77864.1               | 175245.4               | 57003.7 | 29644.7  | 27359.0                         | 118241.7    | -32818.2        |
| Jun           | 97967.7              | 58299.6        | 39668.0          | 42479.3         | -24385.7      | -1708.9            | -10433.2            | -12243.6                  | -10672.2       | 77537.2               | 174210.3               | 55302.8 | 28916.7  | 26386.2                         | 118907.4    | -33763.4        |
| Jul           | 96514.1              | 58279.8        | 38234.2          | 47199.4         | -21694.3      | 119.2              | -9349.1             | -12464.3                  | -10416.5       | 79310.2               | 176270.0               | 56977.0 | 29292.4  | 27684.5                         | 119293.1    | -32556.6        |
| Aug           | 88761.0              | 52902.3        | 35858.7          | 55088.6         | -15569.5      | 6859.0             | -10119.7            | -12308.7                  | -10899.3       | 81557.3               | 176756.4               | 57522.1 | 29122.2  | 28399.9                         | 119234.3    | -32906.8        |
| Sep           | 92713.6              | 56137.2        | 36576.4          | 56514.6         | -15785.6      | 6224.6             | -9441.8             | -12568.3                  | -9854.4        | 82154.6               | 178594.8               | 59807.1 | 28952.8  | 30854.3                         | 118787.7    | -29366.5        |
| Oct           | 92956.1              | 55860.9        | 37095.3          | 55543.6         | -19340.4      | 3432.3             | -10172.6            | -12600.1                  | -9737.5        | 84621.5               | 179224.9               | 57289.1 | 29801.9  | 27487.3                         | 121935.8    | -30725.2        |
| Nov           | 90691.6              | 54390.9        | 36300.8          | 60672.2         | -16541.7      | 6407.8             | -10635.7            | -12313.8                  | -9603.2        | 86817.1               | 181546.3               | 58020.6 | 30589.4  | 27431.1                         | 123525.8    | -30182.5        |
| Dec*          | 94142.2              | 54231.0        | 39911.1          | 59831.9         | -18490.0      | 5843.6             | -11205.3            | -13128.3                  | -11012.6       | 89334.6               | 184153.0               | 61035.3 | 34552.4  | 26482.9                         | 123117.7    | -30178.9        |
| 2009          |                      |                |                  |                 |               |                    |                     |                           |                |                       |                        |         |          |                                 |             |                 |
| Jan           | 93844.1              | 57008.0        | 36836.0          | 59839.8         | -17624.7      | 7226.9             | -11811.0            | -13040.6                  | -11652.4       | 89116.9               | 183377.9               | 58283.5 | 31177.3  | 27106.1                         | 125094.4    | -29694.1        |
| Feb           | 95832.5              | 60230.7        | 35601.9          | 60170.4         | -18109.1      | 7643.1             | -12594.0            | -13158.1                  | -11123.6       | 89403.0               | 185232.9               | 59240.6 | 30990.6  | 28250.0                         | 125992.3    | -29230.0        |

Source: Bank of Guyana and Commercial Banks.

\* Figures for December 2008 are preliminary

**INTERNATIONAL RESERVES AND FOREIGN ASSETS**  
(US\$ Million)

Table 3.2

| End of Period | Bank Of Guyana         |        |             |                    |        |             | Commercial Banks   |        |             | Banking System     |        |             |
|---------------|------------------------|--------|-------------|--------------------|--------|-------------|--------------------|--------|-------------|--------------------|--------|-------------|
|               | International Reserves |        |             | Net Foreign Assets |        |             | Net Foreign Assets |        |             | Net Foreign Assets |        |             |
|               | Net                    | Assets | Liabilities | Net                | Assets | Liabilities | Net                | Assets | Liabilities | Net                | Assets | Liabilities |
| 1999          | 126.8                  | 267.0  | 140.2       | 46.3               | 267.0  | 220.7       | 17.9               | 40.1   | 22.2        | 64.2               | 307.2  | 243.0       |
| 2000          | 178.4                  | 295.8  | 117.4       | 107.4              | 295.8  | 188.4       | 18.1               | 38.8   | 20.7        | 125.5              | 334.6  | 209.1       |
| 2001          | 187.4                  | 285.1  | 97.6        | 124.2              | 285.1  | 160.8       | 28.8               | 46.4   | 17.5        | 153.1              | 331.4  | 178.4       |
| 2002          | 183.4                  | 279.5  | 96.2        | 128.0              | 279.5  | 151.5       | 40.0               | 65.9   | 25.9        | 167.9              | 345.4  | 177.5       |
| 2003          | 176.2                  | 271.5  | 95.4        | 128.8              | 271.5  | 142.8       | 67.3               | 92.7   | 25.4        | 196.0              | 364.2  | 168.2       |
| 2004          | 136.6                  | 224.7  | 88.1        | 97.2               | 224.7  | 127.5       | 73.0               | 109.0  | 36.0        | 170.2              | 333.7  | 163.5       |
| 2005          | 160.5                  | 251.4  | 90.9        | 121.1              | 251.4  | 130.3       | 89.8               | 143.1  | 53.3        | 210.9              | 394.5  | 183.6       |
| 2006          |                        |        |             |                    |        |             |                    |        |             |                    |        |             |
| Mar           | 214.5                  | 254.6  | 40.1        | 175.1              | 254.6  | 79.5        | 92.6               | 143.2  | 50.6        | 267.6              | 397.7  | 130.1       |
| Jun           | 204.8                  | 245.9  | 41.1        | 165.4              | 245.9  | 80.6        | 115.9              | 169.1  | 53.2        | 281.3              | 415.1  | 133.8       |
| Sep           | 227.6                  | 282.3  | 54.7        | 188.1              | 282.3  | 94.2        | 101.5              | 153.5  | 52.0        | 289.7              | 435.8  | 146.1       |
| Dec           | 221.5                  | 277.3  | 55.8        | 182.1              | 277.3  | 95.2        | 93.9               | 148.6  | 54.7        | 275.9              | 425.8  | 149.9       |
| 2007          |                        |        |             |                    |        |             |                    |        |             |                    |        |             |
| Mar           | 223.3                  | 279.2  | 56.0        | 188.7              | 279.2  | 90.6        | 126.6              | 188.5  | 61.9        | 315.3              | 467.7  | 152.5       |
| Jun           | 215.0                  | 271.2  | 56.2        | 180.4              | 271.2  | 90.7        | 141.1              | 198.8  | 57.7        | 321.5              | 470.0  | 148.4       |
| Sep           | 248.3                  | 306.0  | 57.7        | 213.8              | 306.0  | 92.3        | 156.5              | 204.1  | 47.6        | 370.3              | 510.1  | 139.9       |
| Dec           | 254.0                  | 312.5  | 58.6        | 219.4              | 312.5  | 93.2        | 188.9              | 243.9  | 54.9        | 408.3              | 556.4  | 148.1       |
| 2008          |                        |        |             |                    |        |             |                    |        |             |                    |        |             |
| Jan           | 282.2                  | 341.3  | 59.1        | 247.6              | 341.3  | 93.7        | 168.1              | 222.3  | 54.2        | 415.7              | 563.6  | 147.9       |
| Feb           | 272.5                  | 332.1  | 59.7        | 237.8              | 332.1  | 94.3        | 169.4              | 225.6  | 56.1        | 407.3              | 557.7  | 150.4       |
| Mar           | 291.6                  | 352.5  | 60.9        | 257.0              | 352.5  | 95.5        | 175.2              | 230.3  | 55.1        | 432.2              | 582.8  | 150.6       |
| Apr           | 275.6                  | 335.8  | 60.2        | 241.0              | 335.8  | 94.8        | 173.6              | 235.3  | 61.6        | 414.6              | 571.0  | 156.4       |
| May           | 291.4                  | 351.4  | 60.1        | 256.8              | 351.4  | 94.7        | 187.6              | 238.9  | 51.3        | 444.4              | 590.4  | 146.0       |
| Jun           | 320.4                  | 380.9  | 60.5        | 285.8              | 380.9  | 95.1        | 194.5              | 247.5  | 53.0        | 480.2              | 628.4  | 148.2       |
| Jul           | 319.9                  | 380.0  | 60.1        | 285.3              | 380.0  | 94.7        | 187.2              | 237.8  | 50.6        | 472.5              | 617.8  | 145.3       |
| Aug           | 293.6                  | 352.0  | 58.4        | 259.0              | 352.0  | 93.0        | 175.6              | 227.1  | 51.5        | 434.6              | 579.1  | 144.5       |
| Sep           | 309.8                  | 367.5  | 57.7        | 275.2              | 367.5  | 92.3        | 179.3              | 227.1  | 47.8        | 454.5              | 594.6  | 140.1       |
| Oct           | 307.8                  | 362.9  | 55.2        | 273.2              | 362.9  | 89.8        | 181.4              | 228.5  | 47.1        | 454.6              | 591.4  | 136.9       |
| Nov           | 301.6                  | 356.7  | 55.1        | 266.9              | 356.7  | 89.8        | 178.2              | 223.9  | 45.8        | 445.1              | 580.6  | 135.5       |
| Dec*          | 298.8                  | 355.9  | 57.1        | 264.2              | 355.9  | 91.7        | 194.5              | 241.2  | 46.7        | 458.7              | 597.1  | 138.4       |
| 2009          |                        |        |             |                    |        |             |                    |        |             |                    |        |             |
| Jan           | 313.7                  | 369.0  | 55.3        | 279.1              | 369.0  | 89.9        | 180.3              | 227.4  | 47.0        | 459.5              | 596.4  | 136.9       |
| Feb           | 328.8                  | 383.1  | 54.4        | 294.2              | 383.1  | 89.0        | 173.9              | 227.6  | 53.8        | 468.0              | 610.8  | 142.7       |

Source: Bank of Guyana and Commercial Banks

\* Figures for December 2008 are preliminary

**GUYANA: SELECTED INTEREST RATES 1)**  
(Percent Per Annum)

Table 4.1

|  | 2005  | 2006  | 2007  |       |       |       | 2008  |       |       |       |       |       |       |       |       |       |       |       | 2009  |       |
|--|-------|-------|-------|-------|-------|-------|-------|-------|-------|-------|-------|-------|-------|-------|-------|-------|-------|-------|-------|-------|
|  | Dec   | Dec   | Mar   | Jun   | Sep   | Dec   | Jan   | Feb   | Mar   | Apr   | May   | Jun   | Jul   | Aug   | Sep   | Oct   | Nov   | Dec   | Jan   | Feb   |
| <b>BANK OF GUYANA</b>                            |       |       |       |       |       |       |       |       |       |       |       |       |       |       |       |       |       |       |       |       |
| Bank Rate  | 6.00  | 6.75  | 6.50  | 6.50  | 6.50  | 6.50  | 6.50  | 6.50  | 6.50  | 6.50  | 6.50  | 6.50  | 6.50  | 6.50  | 6.50  | 6.75  | 6.75  | 6.75  | 7.50  | 7.50  |
| Treasury Bill Discount Rate                      |       |       |       |       |       |       |       |       |       |       |       |       |       |       |       |       |       |       |       |       |
| 91 Days  | 3.74  | 4.16  | 3.94  | 3.94  | 3.90  | 3.90  | 3.90  | 3.90  | 3.90  | 3.90  | 3.90  | 3.94  | 3.94  | 3.94  | 3.94  | 4.19  | 4.19  | 4.19  | 4.93  | 4.93  |
| 182 Days   | 3.84  | 4.18  | 4.00  | 3.92  | 3.92  | 3.92  | 3.96  | 3.96  | 3.89  | 3.89  | 3.89  | 3.89  | 3.92  | 4.07  | 4.07  | 4.07  | 4.48  | 4.48  | 4.48  | 4.39  |
| 364 Days   | 4.21  | 4.24  | 4.23  | 4.19  | 4.05  | 4.35  | 4.15  | 4.46  | 4.34  | 4.24  | 4.24  | 4.30  | 4.61  | 4.64  | 4.76  | 4.88  | 4.81  | 4.81  | 4.34  | 4.81  |
| <b>COMMERCIAL BANKS</b>                          |       |       |       |       |       |       |       |       |       |       |       |       |       |       |       |       |       |       |       |       |
| Small Savings Rate                               | 3.38  | 3.19  | 3.19  | 3.19  | 3.19  | 3.15  | 3.15  | 3.15  | 3.11  | 3.08  | 3.08  | 3.08  | 3.25  | 3.25  | 3.12  | 3.12  | 3.04  | 3.04  | 3.04  | 3.04  |
| Prime Lending Rate (weighted average 2)          | 15.24 | 14.47 | 14.33 | 13.97 | 13.96 | 13.89 | 13.94 | 13.93 | 13.98 | 14.01 | 13.94 | 13.94 | 13.88 | 13.85 | 13.82 | 13.83 | 13.84 | 13.91 | 13.83 | 13.92 |
| Prime Lending Rate 3)                            | 14.54 | 14.54 | 14.54 | 14.54 | 14.71 | 14.71 | 14.71 | 14.71 | 14.71 | 14.54 | 14.54 | 14.54 | 14.54 | 14.54 | 14.54 | 14.54 | 14.54 | 14.54 | 14.54 | 14.54 |
| Comm. Banks' Lending Rate<br>(weighted average ) | 13.50 | 13.12 | 12.83 | 12.72 | 12.40 | 12.40 | 12.35 | 12.35 | 12.35 | 12.04 | 12.12 | 12.15 | 12.13 | 12.27 | 12.13 | 12.39 | 12.29 | 12.35 | 12.29 | 12.27 |
| <b>HAND-IN-HAND TRUST CORP. INC. 4)</b>          |       |       |       |       |       |       |       |       |       |       |       |       |       |       |       |       |       |       |       |       |
| Domestic Mortgages                               | 14.00 | 14.00 | 14.00 | 14.00 | 14.00 | 14.00 | 14.00 | 14.00 | 14.00 | 14.00 | 14.00 | 14.00 | 14.00 | 14.00 | 14.00 | 14.00 | 14.00 | 14.00 | 14.00 | 14.00 |
| Commercial Mortgages                             | 16.00 | 16.00 | 16.00 | 16.00 | 16.00 | 16.00 | 16.00 | 16.00 | 16.00 | 16.00 | 16.00 | 16.00 | 16.00 | 16.00 | 16.00 | 16.00 | 16.00 | 16.00 | 16.00 | 16.00 |
| Average Deposit Rates                            | 3.23  | 3.14  | 3.23  | 3.23  | 3.23  | 3.23  | 3.23  | 3.23  | 3.23  | 3.23  | 3.23  | 3.23  | 3.23  | 3.23  | 3.23  | 3.23  | 3.23  | 3.23  | 3.23  | 3.23  |
| <b>NEW BUILDING SOCIETY</b>                      |       |       |       |       |       |       |       |       |       |       |       |       |       |       |       |       |       |       |       |       |
| Deposits 5)                                      | 2.50  | 2.50  | 2.50  | 2.50  | 2.50  | 2.50  | 2.50  | 2.50  | 2.50  | 2.50  | 2.50  | 2.50  | 2.50  | 2.50  | 2.50  | 2.50  | 2.50  | 2.50  | 2.50  | 2.50  |
| Mortgage Rates                                   | 8.95  | 7.50  | 7.50  | 7.50  | 7.50  | 7.50  | 7.50  | 7.50  | 7.50  | 7.50  | 7.50  | 7.50  | 7.50  | 7.50  | 7.50  | 7.50  | 7.50  | 7.50  | 6.95  | 6.95  |
| Five dollar shares                               | 4.00  | 3.80  | 3.80  | 3.80  | 3.80  | 3.80  | 3.80  | 3.80  | 3.80  | 3.80  | 3.80  | 3.80  | 3.80  | 3.80  | 3.80  | 3.80  | 3.80  | 3.80  | 3.80  | 3.80  |
| Save and prosper shares                          | 5.00  | 4.50  | 4.50  | 4.50  | 4.50  | 4.50  | 4.50  | 4.50  | 4.50  | 4.50  | 4.50  | 4.50  | 4.50  | 4.50  | 4.50  | 4.50  | 4.50  | 4.50  | 4.50  | 4.50  |

Source: Bank of Guyana, Commercial Banks and other Financial Institutions

- 1) End of period rates.
- 2) The prime lending rate reported by the banks has been weighted by the amount of loans issued at the corresponding rate.
- 3) The average prime lending rate actually used by commercial banks applicable to loans and advances.
- 4) Effective from March 2004 GNCB Trust Company has been re-named Hand-in Hand Trust Corp. Inc.
- 5) Small savings rate

**COMMERCIAL BANKS: SELECTED INTEREST RATES**  
(Percent Per Annum)

Table 4.2

| End Of Period | Commercial Banks      |                     |                    |                    |                    |                     |
|---------------|-----------------------|---------------------|--------------------|--------------------|--------------------|---------------------|
|               | Prime Lending Rate 1) | Small Savings Deps. | 3 Mths. Time Deps. | 6 Mths. Time Deps. | 9 Mths. Time Deps. | 12 Mths. Time Deps. |
| 1999          | 17.25                 | 7.97                | 9.34               | 9.90               | 10.17              | 10.26               |
| 2000          | 17.21                 | 7.28                | 7.37               | 8.92               | 8.96               | 9.41                |
| 2001          | 16.79                 | 6.70                | 7.15               | 7.03               | 7.13               | 8.07                |
| 2002          | 16.25                 | 4.29                | 3.70               | 3.91               | 4.13               | 4.23                |
| 2003          | 14.88                 | 3.46                | 2.81               | 3.16               | 3.50               | 3.54                |
| 2004          |                       |                     |                    |                    |                    |                     |
| Mar           | 14.54                 | 3.46                | 2.81               | 3.15               | 3.50               | 3.58                |
| Jun           | 14.54                 | 3.42                | 2.71               | 3.10               | 3.50               | 3.42                |
| Sep           | 14.54                 | 3.42                | 2.59               | 2.95               | 3.50               | 3.29                |
| Dec           | 14.54                 | 3.42                | 2.59               | 2.85               | 3.50               | 3.38                |
| 2005          |                       |                     |                    |                    |                    |                     |
| Mar           | 14.54                 | 3.38                | 2.59               | 2.90               | 3.38               | 3.21                |
| Jun           | 14.54                 | 3.38                | 2.59               | 2.90               | 3.38               | 3.25                |
| Sep           | 14.54                 | 3.38                | 2.59               | 2.90               | 3.38               | 3.25                |
| Dec           | 14.54                 | 3.38                | 2.59               | 2.90               | 3.38               | 3.25                |
| 2006          |                       |                     |                    |                    |                    |                     |
| Mar           | 14.54                 | 3.38                | 2.59               | 2.90               | 3.38               | 3.25                |
| Jun           | 14.54                 | 3.29                | 2.55               | 2.85               | 3.38               | 3.17                |
| Sep           | 14.54                 | 3.19                | 2.48               | 2.20               | 3.00               | 3.00                |
| Dec           | 14.54                 | 3.19                | 2.48               | 2.20               | 3.00               | 3.00                |
| 2007          |                       |                     |                    |                    |                    |                     |
| Mar           | 14.54                 | 3.19                | 2.48               | 2.20               | 3.00               | 3.00                |
| Jun           | 14.54                 | 3.19                | 2.48               | 2.20               | 3.00               | 3.00                |
| Sep           | 14.71                 | 3.19                | 2.48               | 2.20               | 3.00               | 3.00                |
| Dec           | 14.71                 | 3.15                | 2.40               | 2.10               | 3.00               | 2.96                |
| 2008          |                       |                     |                    |                    |                    |                     |
| Jan           | 14.71                 | 3.15                | 2.40               | 2.10               | 3.00               | 2.96                |
| Feb           | 14.71                 | 3.15                | 2.40               | 2.10               | 3.00               | 2.96                |
| Mar           | 14.71                 | 3.15                | 2.40               | 2.10               | 3.00               | 2.96                |
| Apr           | 14.54                 | 3.11                | 2.40               | 2.10               | 3.00               | 2.96                |
| May           | 14.54                 | 3.17                | 2.40               | 2.10               | 3.00               | 2.96                |
| Jun           | 14.54                 | 3.17                | 2.40               | 2.10               | 3.00               | 2.96                |
| Jul           | 14.54                 | 3.25                | 2.40               | 2.10               | 3.00               | 2.96                |
| Aug           | 14.54                 | 3.25                | 2.40               | 2.10               | 3.00               | 2.96                |
| Sep           | 14.54                 | 3.12                | 2.31               | 2.00               | 3.00               | 2.88                |
| Oct           | 14.54                 | 3.12                | 2.31               | 2.00               | 3.00               | 2.88                |
| Nov           | 14.54                 | 3.04                | 2.32               | 2.00               | 3.00               | 2.88                |
| Dec           | 14.54                 | 3.04                | 2.34               | 2.05               | 3.00               | 2.92                |
| 2009          |                       |                     |                    |                    |                    |                     |
| Jan           | 14.54                 | 3.04                | 2.36               | 2.05               | 2.75               | 2.92                |
| Feb           | 14.54                 | 3.04                | 2.36               | 2.05               | 2.75               | 2.92                |

Source: Commercial Banks

1) Arithmetic average of the Prime Lending Rate as reported by the Commercial Banks.



## COMPARATIVE TREASURY BILL RATES AND BANK RATES

Table 4.3

| Period | Guyana     |           | Trin. & Tob. |           | Barbados   |           | Jamaica    | U.S.A.     |           | U.K.       | Euro Area |
|--------|------------|-----------|--------------|-----------|------------|-----------|------------|------------|-----------|------------|-----------|
|        | Treas Bill | Bank Rate | Treas Bill   | Bank Rate | Treas Bill | Bank Rate | Treas Bill | Treas Bill | Bank Rate | Treas Bill | Bank Rate |
| 1999   | 11.07      | 13.25     | 10.09        | 13.00     | 6.05       | 10.00     | 20.61      | 5.23       | 5.00      | 5.49       | 4.00      |
| 2000   | 9.20       | 11.75     | 10.85        | 13.00     | 3.85       | 10.00     | 20.16      | 5.83       | 6.00      | 5.63       | 5.75      |
| 2001   | 6.25       | 8.75      | 6.33         | 13.00     | 1.97       | 7.50      | 17.03      | 1.72       | 1.25      | 3.83       | 4.25      |
| 2002   | 3.91       | 6.25      | 4.39         | 7.25      | 1.51       | 7.50      | 17.01      | 1.20       | 0.75      | 3.84       | 3.75      |
| 2003   | 3.40       | 5.50      | 4.79         | 7.00      | 0.77       | 7.50      | 23.46      | 0.89       | 2.00      | 3.83       | 3.00      |
| 2004   |            |           |              |           |            |           |            |            |           |            |           |
| Mar    | 3.47       | 5.50      | 4.82         | 7.00      | 0.37       | 7.50      | 15.23      | 0.94       | 2.00      | 4.13       | 3.00      |
| Jun    | 3.52       | 5.50      | 4.78         | 7.00      | 0.30       | 7.50      | 14.98      | 1.28       | 2.01      | 4.61       | 3.00      |
| Sep    | 3.80       | 6.00      | 4.75         | 7.00      | 1.79       | 7.50      | 14.80      | 1.67       | 2.58      | 4.69       | 3.00      |
| Dec    | 3.79       | 6.00      | 4.70         | 7.00      | 2.76       | 7.50      | 14.94      | 2.20       | 3.15      | 4.68       | 3.00      |
| 2005   |            |           |              |           |            |           |            |            |           |            |           |
| Mar    | 3.84       | 6.00      | 4.74         | 7.25      | 3.28       | 7.50      | 13.46      | 2.76       | 3.58      | 4.77       | 3.00      |
| Jun    | 3.80       | 6.00      | 4.83         | 7.25      | 4.75       | 7.50      | 12.88      | 3.00       | 4.01      | 4.62       | 3.00      |
| Sep    | 3.76       | 6.00      | 4.93         | 7.75      | 5.28       | 10.00     | 13.15      | 3.46       | 4.59      | 4.40       | 3.00      |
| Dec    | 3.74       | 6.00      | 4.95         | 8.00      | 6.22       | 10.00     | 13.55      | 3.89       | 5.16      | 4.43       | 3.25      |
| 2006   |            |           |              |           |            |           |            |            |           |            |           |
| Mar    | 3.85       | 6.25      | 5.43         | 8.75      | 6.22       | 12.00     | 13.18      | 4.51       | 5.53      | 4.40       | 3.50      |
| Jun    | 3.85       | 6.25      | 6.12         | 9.25      | 6.19       | 12.00     | 12.82      | 4.79       | 6.02      | 4.54       | 3.75      |
| Sep    | 3.98       | 6.50      | 6.70         | 10.00     | 6.21       | 12.00     | 12.49      | 4.82       | 6.25      | 4.84       | 4.00      |
| Dec    | 4.16       | 6.75      | 6.74         | 10.00     | 6.56       | 12.00     | 12.31      | 4.84       | 6.25      | 5.08       | 4.50      |
| 2007   |            |           |              |           |            |           |            |            |           |            |           |
| Mar    | 3.94       | 6.50      | 6.80         | 10.00     | 5.74       | 12.00     | 11.65      | 4.96       | 6.25      | 5.33       | 4.75      |
| Jun    | 3.94       | 6.50      | 6.90         | 10.00     | 5.76       | 12.00     | 12.13      | 4.63       | 6.25      | 5.67       | 5.00      |
| Sep    | 3.90       | 6.50      | 6.97         | 10.00     | 5.16       | 12.00     | 14.29      | 4.01       | 5.53      | 5.69       | 5.00      |
| Dec    | 3.90       | 6.50      | 7.00         | 10.00     | 4.90       | 12.00     | 13.34      | 3.08       | 4.83      | 5.30       | 5.00      |
| 2008   |            |           |              |           |            |           |            |            |           |            |           |
| Jan    | 3.90       | 6.50      | 7.00         | 10.00     | 4.68       | 12.00     | 13.33      | 2.86       | 4.48      | 5.12       | 5.00      |
| Feb    | 3.90       | 6.50      | 6.99         | 10.25     | 4.72       | 12.00     | 14.22      | 2.21       | 3.50      | 5.02       | 5.00      |
| Mar    | 3.90       | 6.50      | 7.00         | 10.25     | 4.70       | 12.00     | 14.22      | 1.38       | 3.04      | 4.88       | 5.00      |
| Apr    | 3.90       | 6.50      | 7.00         | 10.25     | 4.51       | 12.00     | 14.20      | 1.32       | 2.49      | 4.83       | 5.00      |
| May    | 3.90       | 6.50      | 7.04         | 10.25     | 4.31       | 12.00     | 14.28      | 1.71       | 2.25      | 4.95       | 5.00      |
| Jun    | 3.94       | 6.50      | ...          | 10.25     | 4.16       | 12.00     | 14.43      | 1.89       | 2.25      | 5.11       | 5.25      |
| Jul    | 3.94       | 6.50      | ...          | 10.50     | 4.02       | 12.00     | 14.90      | 1.72       | 2.25      | 5.08       | 5.25      |
| Aug    | 3.94       | 6.50      | ...          | 10.50     | 3.77       | 12.00     | ...        | 1.79       | 2.25      | 4.95       | ...       |
| Sep    | 3.94       | 6.50      | ...          | 10.75     | 3.48       | 12.00     | ...        | 1.46       | 2.25      | ...        | ...       |
| Oct    | 4.19       | 6.75      | ...          | 10.75     | 3.14       | 12.00     | ...        | ...        | ...       | ...        | ...       |
| Nov    | 4.19       | 6.75      | ...          | 10.75     | 4.07       | 12.00     | ...        | ...        | ...       | ...        | ...       |
| Dec    | 4.19       | 6.75      | ...          | 10.75     | 4.81       | 10.00     | ...        | ...        | ...       | ...        | ...       |
| 2009   |            |           |              |           |            |           |            |            |           |            |           |
| Jan    | 4.93       | 7.50      | ...          | ...       | ...        | ...       | ...        | ...        | ...       | ...        | ...       |
| Feb    | 4.93       | 7.50      | ...          | ...       | ...        | ...       | ...        | ...        | ...       | ...        | ...       |

Source: Statistical Reports from Central Banks & International Financial Statistics (IMF)

1) This rate has been discontinued with effect from 1998.

**CHANGES IN BANK OF GUYANA TRANSACTION EXCHANGE RATE  
(G\$US\$)**

Table 4.4

| Date |     |    | Rate   | Date |     |    | Rate   |
|------|-----|----|--------|------|-----|----|--------|
| 08   | Sep | 08 | 201.75 | 03   | Dec | 08 | 203.25 |
| 09   | Sep | 08 | 204.00 | 04   | Dec | 08 | 203.50 |
| 11   | Sep | 08 | 203.50 | 06   | Dec | 08 | 203.50 |
| 15   | Sep | 08 | 203.75 | 09   | Dec | 08 | 204.00 |
| 16   | Sep | 08 | 203.50 | 10   | Dec | 08 | 203.50 |
| 17   | Sep | 08 | 204.50 | 11   | Dec | 08 | 203.75 |
| 18   | Sep | 08 | 203.50 | 12   | Dec | 08 | 204.00 |
| 19   | Sep | 08 | 204.50 | 15   | Dec | 08 | 203.75 |
| 22   | Sep | 08 | 204.25 | 16   | Dec | 08 | 204.00 |
| 23   | Sep | 08 | 204.50 | 17   | Dec | 08 | 204.25 |
| 24   | Sep | 08 | 204.25 | 18   | Dec | 08 | 203.25 |
| 25   | Sep | 08 | 205.00 | 19   | Dec | 08 | 203.75 |
| 26   | Sep | 08 | 204.25 | 22   | Dec | 08 | 203.75 |
| 29   | Sep | 08 | 204.75 | 23   | Dec | 08 | 203.50 |
| 30   | Sep | 08 | 204.00 | 24   | Dec | 08 | 203.75 |
| 01   | Oct | 08 | 203.75 | 29   | Dec | 08 | 205.00 |
| 02   | Oct | 08 | 204.25 | 30   | Dec | 08 | 204.50 |
| 03   | Oct | 08 | 203.25 | 31   | Dec | 08 | 205.25 |
| 06   | Oct | 08 | 204.75 | 02   | Jan | 09 | 205.00 |
| 07   | Oct | 08 | 203.75 | 05   | Jan | 09 | 204.00 |
| 08   | Oct | 08 | 204.25 | 06   | Jan | 09 | 203.25 |
| 09   | Oct | 08 | 203.25 | 07   | Jan | 09 | 204.75 |
| 10   | Oct | 08 | 203.75 | 08   | Jan | 09 | 204.25 |
| 13   | Oct | 08 | 204.25 | 09   | Jan | 09 | 204.00 |
| 14   | Oct | 08 | 204.50 | 12   | Jan | 09 | 204.75 |
| 15   | Oct | 08 | 203.25 | 13   | Jan | 09 | 204.50 |
| 16   | Oct | 08 | 204.50 | 14   | Jan | 09 | 204.75 |
| 17   | Oct | 08 | 204.00 | 15   | Jan | 09 | 204.50 |
| 20   | Oct | 08 | 204.50 | 16   | Jan | 09 | 204.75 |
| 21   | Oct | 08 | 204.00 | 19   | Jan | 09 | 204.50 |
| 22   | Oct | 08 | 204.50 | 21   | Jan | 09 | 203.25 |
| 23   | Oct | 08 | 204.00 | 23   | Jan | 09 | 203.75 |
| 24   | Oct | 08 | 203.75 | 26   | Jan | 09 | 204.50 |
| 27   | Oct | 08 | 204.50 | 27   | Jan | 09 | 204.75 |
| 29   | Oct | 08 | 204.50 | 28   | Jan | 09 | 205.00 |
| 03   | Nov | 08 | 204.50 | 29   | Jan | 09 | 203.75 |
| 05   | Nov | 08 | 204.00 | 30   | Jan | 09 | 204.25 |
| 06   | Nov | 08 | 204.50 | 02   | Feb | 09 | 204.75 |
| 07   | Nov | 08 | 203.75 | 03   | Feb | 09 | 205.00 |
| 10   | Nov | 08 | 204.25 | 05   | Feb | 09 | 204.00 |
| 11   | Nov | 08 | 204.75 | 06   | Feb | 09 | 205.00 |
| 12   | Nov | 08 | 204.25 | 09   | Feb | 09 | 204.25 |
| 14   | Nov | 08 | 204.00 | 10   | Feb | 09 | 205.25 |
| 17   | Nov | 08 | 204.75 | 11   | Feb | 09 | 205.00 |
| 18   | Nov | 08 | 204.25 | 12   | Feb | 09 | 203.75 |
| 19   | Nov | 08 | 204.00 | 13   | Feb | 09 | 204.00 |
| 21   | Nov | 08 | 204.75 | 16   | Feb | 09 | 205.00 |
| 24   | Nov | 08 | 203.25 | 17   | Feb | 09 | 204.50 |
| 25   | Nov | 08 | 202.50 | 18   | Feb | 09 | 204.25 |
| 26   | Nov | 08 | 203.50 | 19   | Feb | 09 | 204.50 |
| 27   | Nov | 08 | 203.25 | 24   | Feb | 09 | 205.00 |
| 28   | Nov | 08 | 203.75 | 25   | Feb | 09 | 204.75 |
| 01   | Dec | 08 | 204.00 | 26   | Feb | 09 | 204.25 |
| 02   | Dec | 08 | 202.25 | 27   | Feb | 09 | 204.75 |

Note: Effective from October 1, 1991 the official exchange rate fluctuates either daily or periodically and is the weighted average of the Telegraphic Transfer Rates of the three (3) largest Commercial Banks.

**EXCHANGE RATE**  
(G\$US\$)

Table 4.5

| Years | End of Period | Average for the Period |
|-------|---------------|------------------------|
| 1999  | 180.50        | 177.65                 |
| 2000  | 184.75        | 182.44                 |
| 2001  | 189.50        | 187.32                 |
| 2002  | 191.75        | 191.75                 |
| 2003  | 194.25        | 195.50                 |
| 2004  |               |                        |
| Mar   | 197.25        | 196.97                 |
| Jun   | 198.75        | 198.43                 |
| Sep   | 200.00        | 199.38                 |
| Dec   | 199.75        | 199.78                 |
| 2005  |               |                        |
| Mar   | 199.75        | 199.75                 |
| Jun   | 200.25        | 200.19                 |
| Sep   | 200.00        | 199.82                 |
| Dec   | 200.25        | 200.14                 |
| 2006  |               |                        |
| Mar   | 199.75        | 199.82                 |
| Jun   | 200.00        | 200.00                 |
| Sep   | 200.00        | 200.00                 |
| Dec   | 201.00        | 200.92                 |
| 2007  |               |                        |
| Mar   | 201.75        | 201.75                 |
| Jun   | 203.50        | 202.30                 |
| Sep   | 203.75        | 203.60                 |
| Dec   | 203.50        | 203.49                 |
| 2008  |               |                        |
| Jan   | 202.75        | 202.94                 |
| Feb   | 202.50        | 203.00                 |
| Mar   | 204.25        | 203.50                 |
| Apr   | 204.00        | 203.61                 |
| May   | 203.00        | 203.47                 |
| Jun   | 204.00        | 203.82                 |
| Jul   | 204.25        | 203.70                 |
| Aug   | 204.25        | 203.68                 |
| Sep   | 204.00        | 203.90                 |
| Oct   | 204.50        | 204.10                 |
| Nov   | 203.75        | 204.04                 |
| Dec   | 205.25        | 203.84                 |
| 2009  |               |                        |
| Jan   | 204.25        | 204.29                 |
| Feb   | 204.75        | 204.61                 |

Source: Bank of Guyana

**MONTHLY AVERAGE MARKET EXCHANGE RATES**

Table 4.6

| Month | Buying Rate |        |        |        |        |        |        |        |        |        |        |        |
|-------|-------------|--------|--------|--------|--------|--------|--------|--------|--------|--------|--------|--------|
|       | 2007        |        |        |        | 2008   |        |        |        | 2009   |        |        |        |
|       | CN\$        | US\$   | £      | EURO   | CN\$   | US\$   | £      | EURO   | CN\$   | US\$   | £      | EURO   |
| Jan   | 167.15      | 200.93 | 373.68 | 254.31 | 190.80 | 200.55 | 385.67 | 278.42 | 145.98 | 200.59 | 285.48 | 258.45 |
| Feb   | 167.18      | 200.97 | 379.56 | 254.72 | 190.41 | 200.83 | 381.07 | 283.07 | 155.50 | 200.88 | 284.13 | 255.34 |
| Mar   | 166.74      | 200.46 | 378.46 | 254.48 | 191.48 | 201.08 | 387.14 | 288.68 |        |        |        |        |
| Apr   | 168.02      | 200.09 | 384.55 | 258.27 | 189.03 | 200.68 | 387.39 | 300.73 |        |        |        |        |
| May   | 170.12      | 200.24 | 387.99 | 261.00 | 190.88 | 200.20 | 386.45 | 299.29 |        |        |        |        |
| Jun   | 177.21      | 199.81 | 385.69 | 258.96 | 188.88 | 200.51 | 382.49 | 297.05 |        |        |        |        |
| Jul   | 180.09      | 199.83 | 389.58 | 263.10 | 190.36 | 200.17 | 385.93 | 301.32 |        |        |        |        |
| Aug   | 180.47      | 199.45 | 390.08 | 262.06 | 185.03 | 199.58 | 372.83 | 264.07 |        |        |        |        |
| Sep   | 183.15      | 199.97 | 389.26 | 267.02 | 179.07 | 199.70 | 347.04 | 278.30 |        |        |        |        |
| Oct   | 217.70      | 200.18 | 394.14 | 272.20 | 168.24 | 200.16 | 335.58 | 261.21 |        |        |        |        |
| Nov   | 199.75      | 199.96 | 400.87 | 277.61 | 159.25 | 200.71 | 303.63 | 247.93 |        |        |        |        |
| Dec   | 192.67      | 200.46 | 396.32 | 278.78 | 162.88 | 200.81 | 293.11 | 253.76 |        |        |        |        |

| Month | Selling Rate |        |        |        |        |        |        |        |        |        |        |        |
|-------|--------------|--------|--------|--------|--------|--------|--------|--------|--------|--------|--------|--------|
|       | 2007         |        |        |        | 2008   |        |        |        | 2009   |        |        |        |
|       | CN\$         | US\$   | £      | EURO   | CN\$   | US\$   | £      | EURO   | CN\$   | US\$   | £      | EURO   |
| Jan   | 175.82       | 204.34 | 386.62 | 262.03 | 195.15 | 203.32 | 391.71 | 287.12 | 152.80 | 204.07 | 314.72 | 269.61 |
| Feb   | 174.94       | 204.33 | 390.99 | 261.98 | 193.84 | 203.54 | 395.53 | 292.01 | 170.81 | 204.22 | 307.15 | 265.28 |
| Mar   | 174.00       | 204.06 | 388.52 | 262.01 | 200.32 | 203.85 | 397.71 | 295.10 |        |        |        |        |
| Apr   | 176.55       | 203.87 | 393.48 | 266.16 | 197.74 | 203.49 | 397.71 | 311.31 |        |        |        |        |
| May   | 180.29       | 203.48 | 397.85 | 269.65 | 198.57 | 202.72 | 396.41 | 306.58 |        |        |        |        |
| Jun   | 184.59       | 203.32 | 398.47 | 269.40 | 199.60 | 202.97 | 394.11 | 304.57 |        |        |        |        |
| Jul   | 189.30       | 203.21 | 403.26 | 270.28 | 200.02 | 203.10 | 392.68 | 312.54 |        |        |        |        |
| Aug   | 188.61       | 202.47 | 398.00 | 273.35 | 195.60 | 202.81 | 389.57 | 303.37 |        |        |        |        |
| Sep   | 191.54       | 203.14 | 404.08 | 275.19 | 191.82 | 202.95 | 369.62 | 289.82 |        |        |        |        |
| Oct   | 199.49       | 203.13 | 406.63 | 279.46 | 180.91 | 203.50 | 356.11 | 276.79 |        |        |        |        |
| Nov   | 207.34       | 203.51 | 414.00 | 285.82 | 172.40 | 203.94 | 313.49 | 253.46 |        |        |        |        |
| Dec   | 199.77       | 203.50 | 408.22 | 282.48 | 176.15 | 204.19 | 320.74 | 268.56 |        |        |        |        |

| Month | Mid Rate |        |        |        |        |        |        |        |        |        |        |        |
|-------|----------|--------|--------|--------|--------|--------|--------|--------|--------|--------|--------|--------|
|       | 2007     |        |        |        | 2008   |        |        |        | 2009   |        |        |        |
|       | CN\$     | US\$   | £      | EURO   | CN\$   | US\$   | £      | EURO   | CN\$   | US\$   | £      | EURO   |
| Jan   | 171.49   | 202.64 | 380.15 | 258.17 | 192.98 | 201.93 | 388.69 | 282.77 | 149.39 | 202.33 | 300.10 | 264.03 |
| Feb   | 171.06   | 202.65 | 385.28 | 258.35 | 192.12 | 202.19 | 388.30 | 287.54 | 163.15 | 202.55 | 295.64 | 260.31 |
| Mar   | 170.37   | 202.26 | 383.49 | 258.24 | 195.90 | 202.47 | 392.42 | 291.89 |        |        |        |        |
| Apr   | 172.29   | 201.98 | 389.02 | 262.22 | 193.38 | 202.08 | 392.55 | 306.02 |        |        |        |        |
| May   | 175.21   | 201.86 | 392.92 | 265.32 | 194.73 | 201.46 | 391.43 | 302.94 |        |        |        |        |
| Jun   | 180.90   | 201.56 | 392.08 | 264.18 | 194.24 | 201.74 | 388.30 | 300.81 |        |        |        |        |
| Jul   | 184.69   | 201.52 | 396.42 | 266.69 | 195.19 | 201.64 | 389.31 | 306.93 |        |        |        |        |
| Aug   | 184.54   | 200.96 | 394.04 | 267.71 | 190.32 | 201.20 | 381.20 | 283.72 |        |        |        |        |
| Sep   | 187.35   | 201.56 | 396.67 | 271.11 | 185.45 | 201.33 | 358.33 | 284.06 |        |        |        |        |
| Oct   | 208.59   | 201.66 | 400.39 | 275.83 | 174.57 | 201.83 | 345.85 | 269.00 |        |        |        |        |
| Nov   | 203.55   | 201.74 | 407.43 | 281.72 | 165.82 | 202.33 | 308.56 | 250.69 |        |        |        |        |
| Dec   | 196.22   | 201.98 | 402.27 | 280.63 | 169.52 | 202.50 | 306.92 | 261.16 |        |        |        |        |

# STATISTICAL ABSTRACT

## CONTENTS (continued)

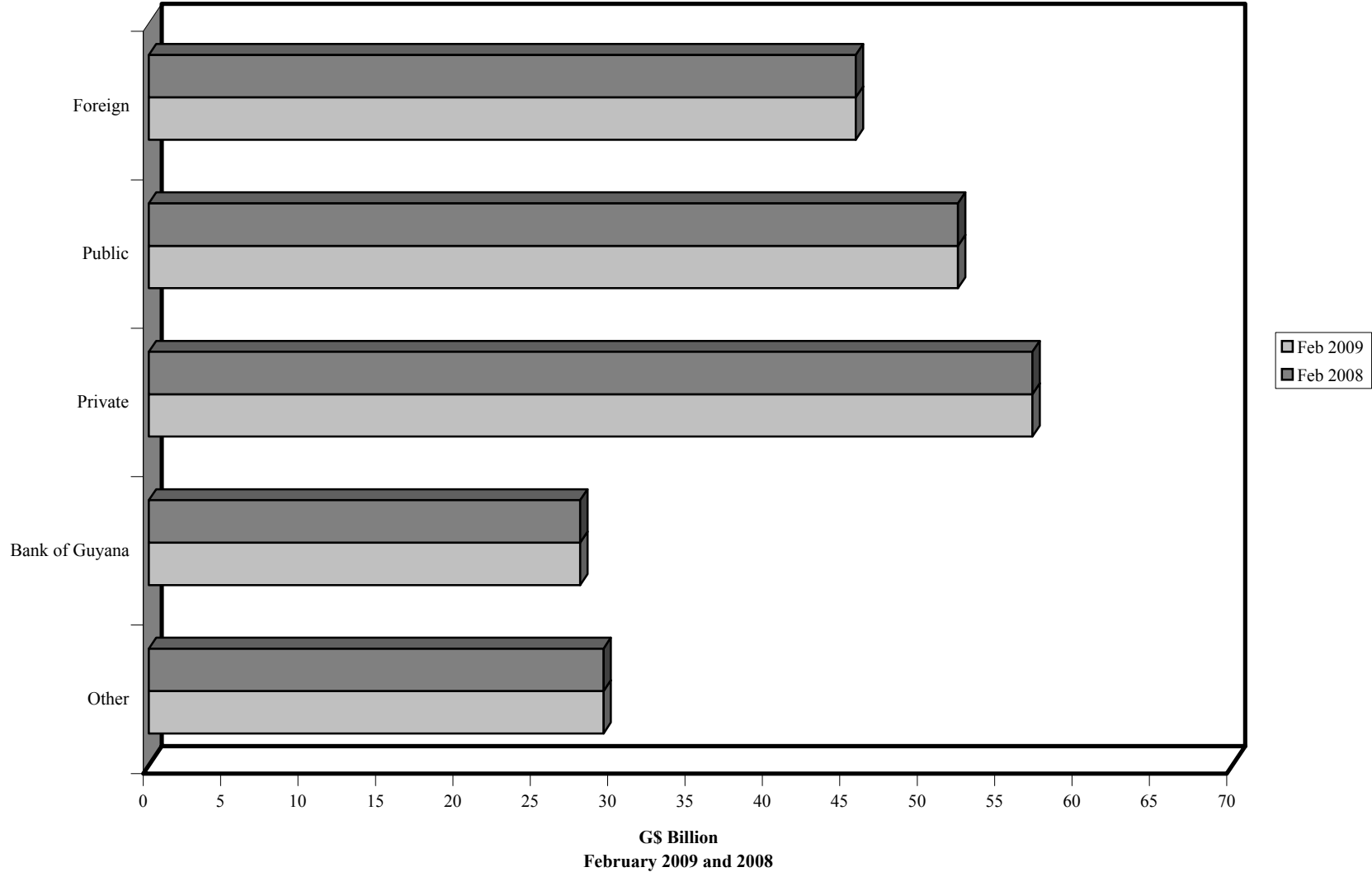
### GRAPHS

- I - Commercial Banks: Assets (February 2009 & 2008)
- II - Commercial Banks: Liabilities, Capital and Reserves (February 2009 & 2008)
- III - Commercial Banks: Time Deposits (February 2009 & 2008)
- IV - Commercial Banks: Savings Deposits (February 2009 & 2008)
- V - Commercial Banks: Loans and Advances by Sectors (February 2009 & 2008)
- VI - Commercial Banks: Credit to Public Sector by Economic Activity (February 2009)
- VII - Commercial Banks: Credit to Private Sector by Economic Activity (February 2009)
- VIII - Commercial Banks: Liquid Assets (February 1999 – February 2009)
- IX - Commercial Banks: Reserve Requirements (February 1999 – February 2009)
- X - Banking System: Net Domestic Credit (February 1999 – February 2009)
- XI - Banking System: Money and Quasi Money (February 1999 – February 2009)
- XII - Bank Rate and Treasury Bill Rate (February 1999 – February 2009)
- XIII - Commercial Banks: Prime and Average Lending Rates (February 1999 – February 2009)
- XIV - Commercial Banks: Time and Savings Deposit Rates (February 1999 – February 2009)
- XV - Market Exchange Rates (February 1999 – February 2009)

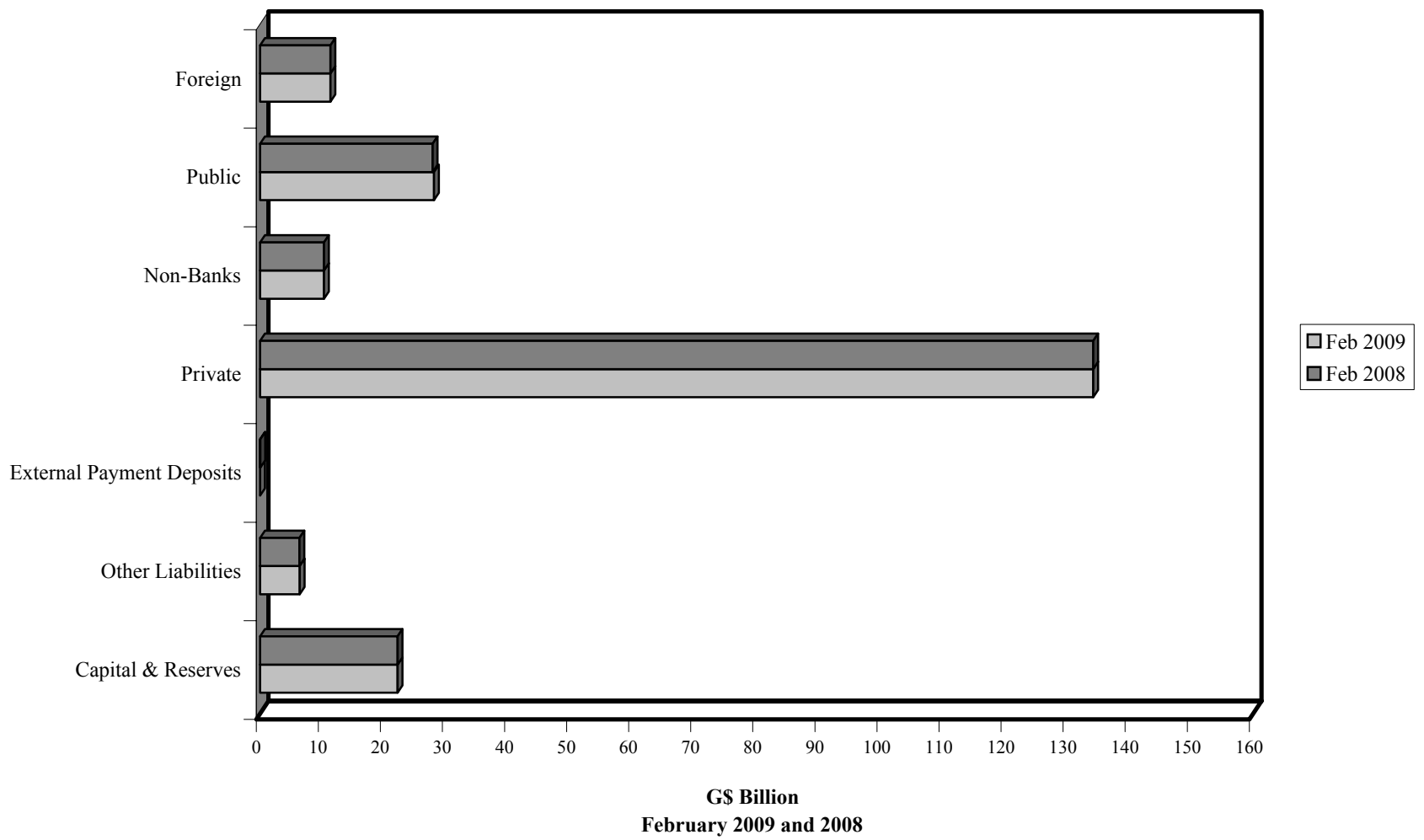
GENERAL NOTES

NOTES TO THE TABLES

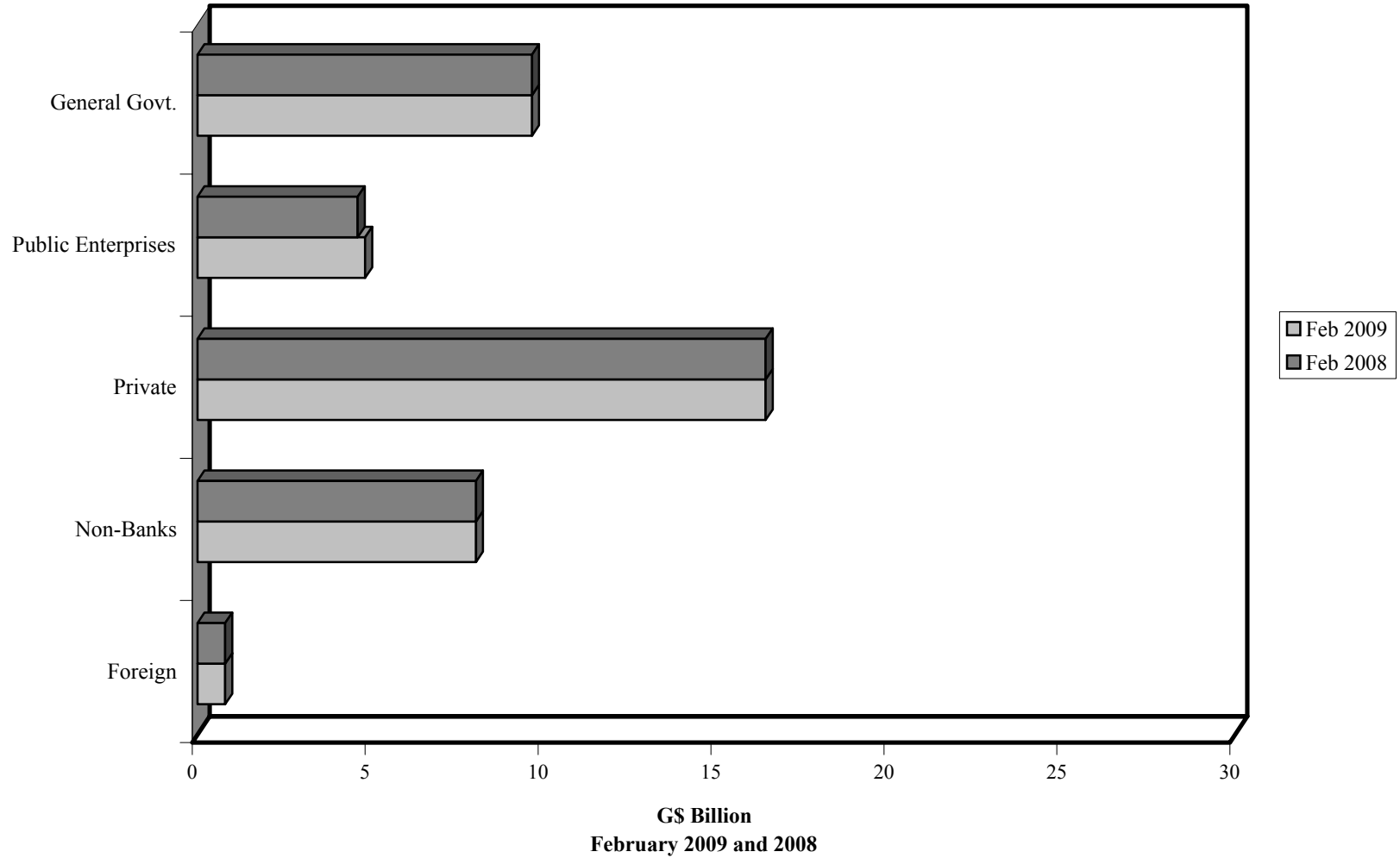
**Graph I**  
**Commercial Banks: Assets**



**Graph II**  
**Commercial Banks: Liabilities, Capital and Reserves**

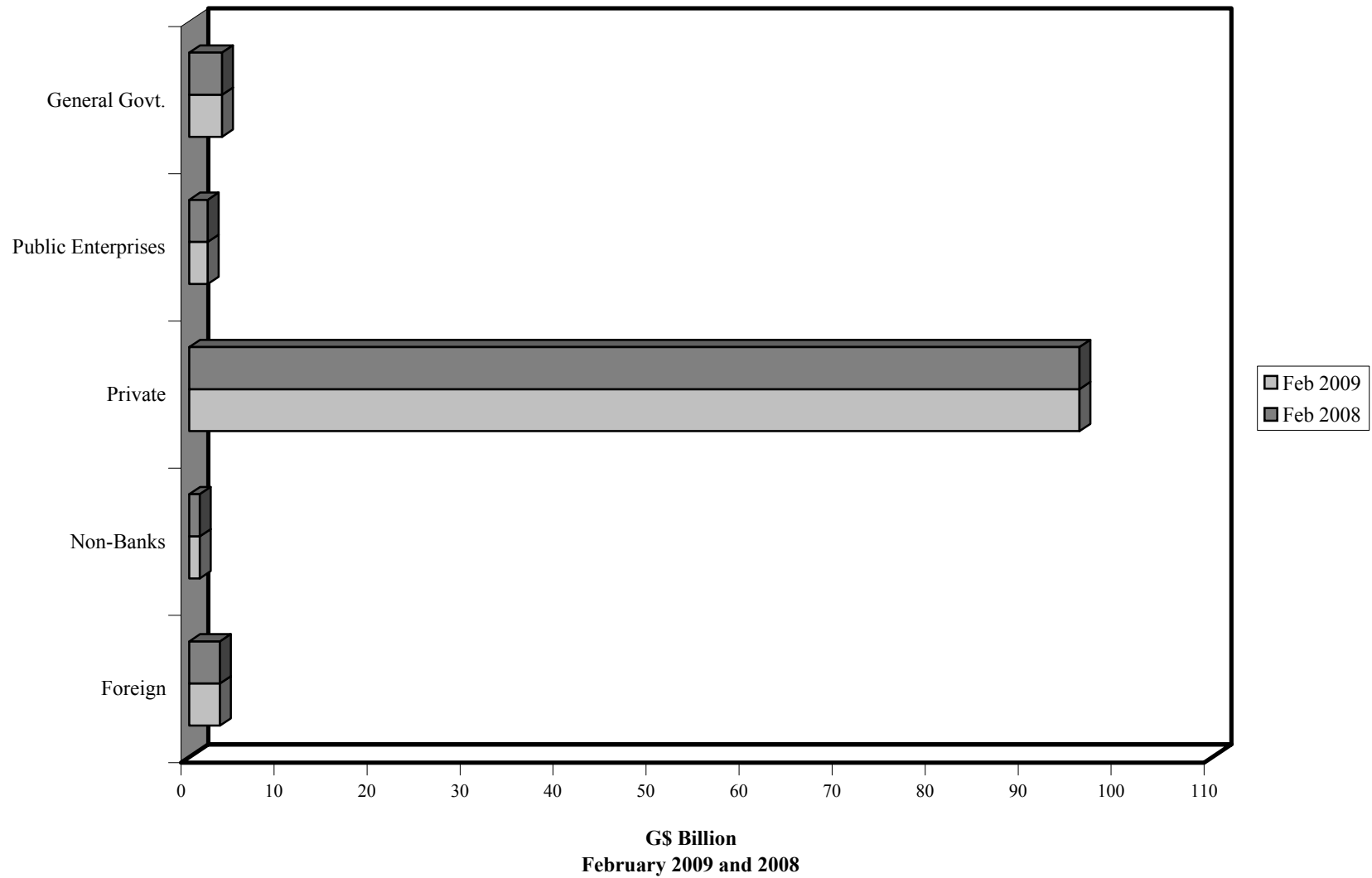


**Graph III**  
**Commercial Banks: Time Deposits**

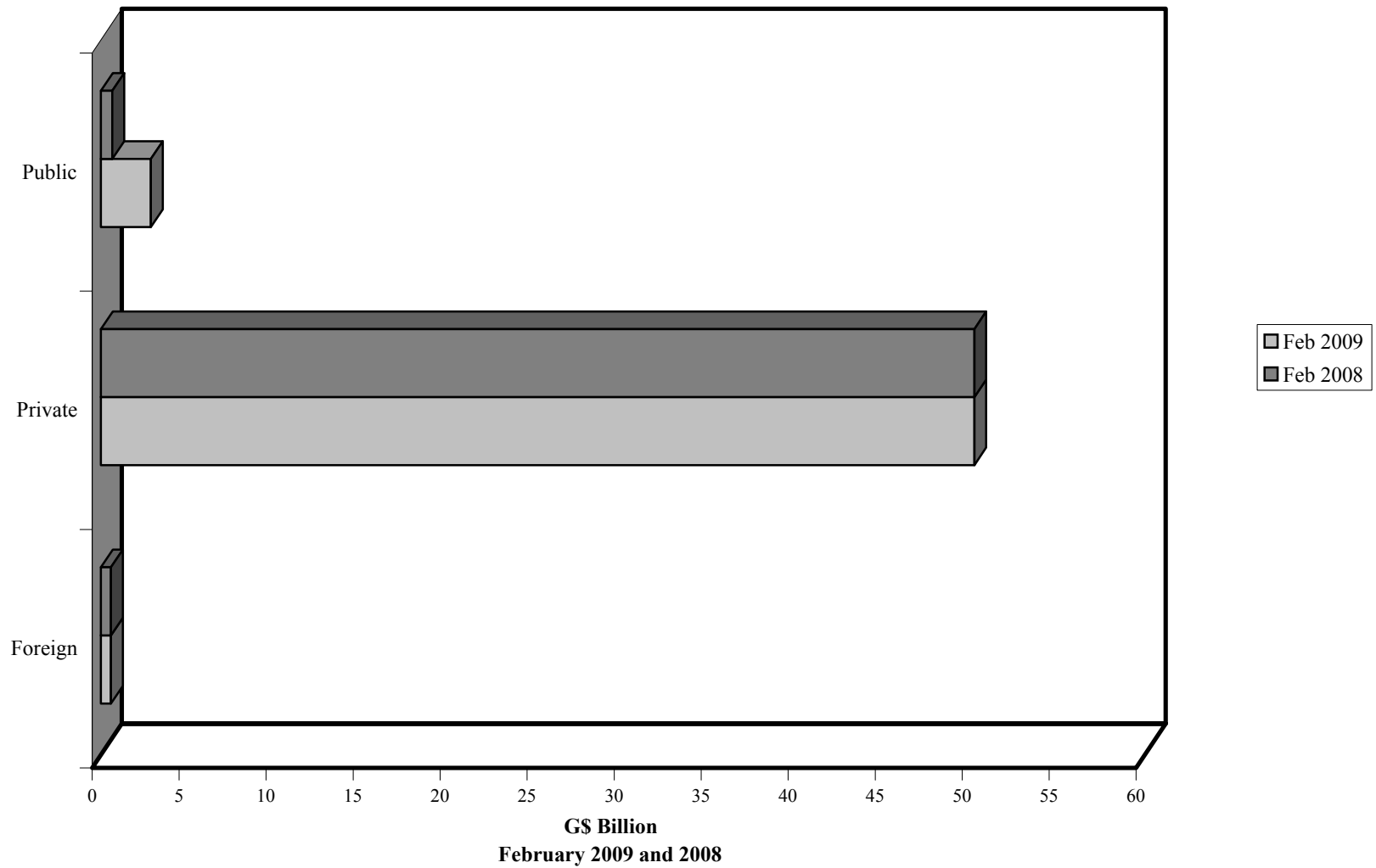




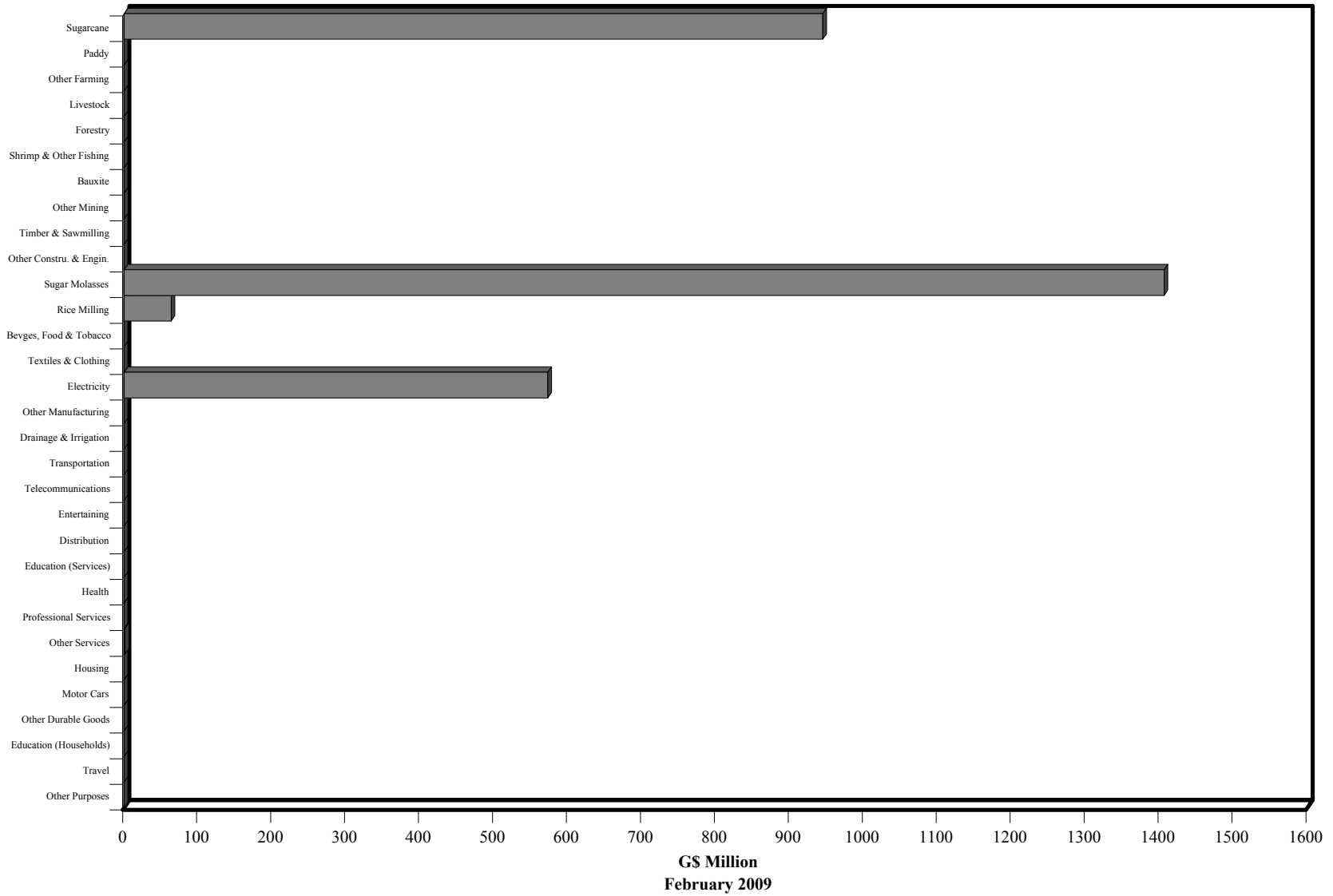
**Graph IV**  
**Commercial Banks: Savings Deposits**



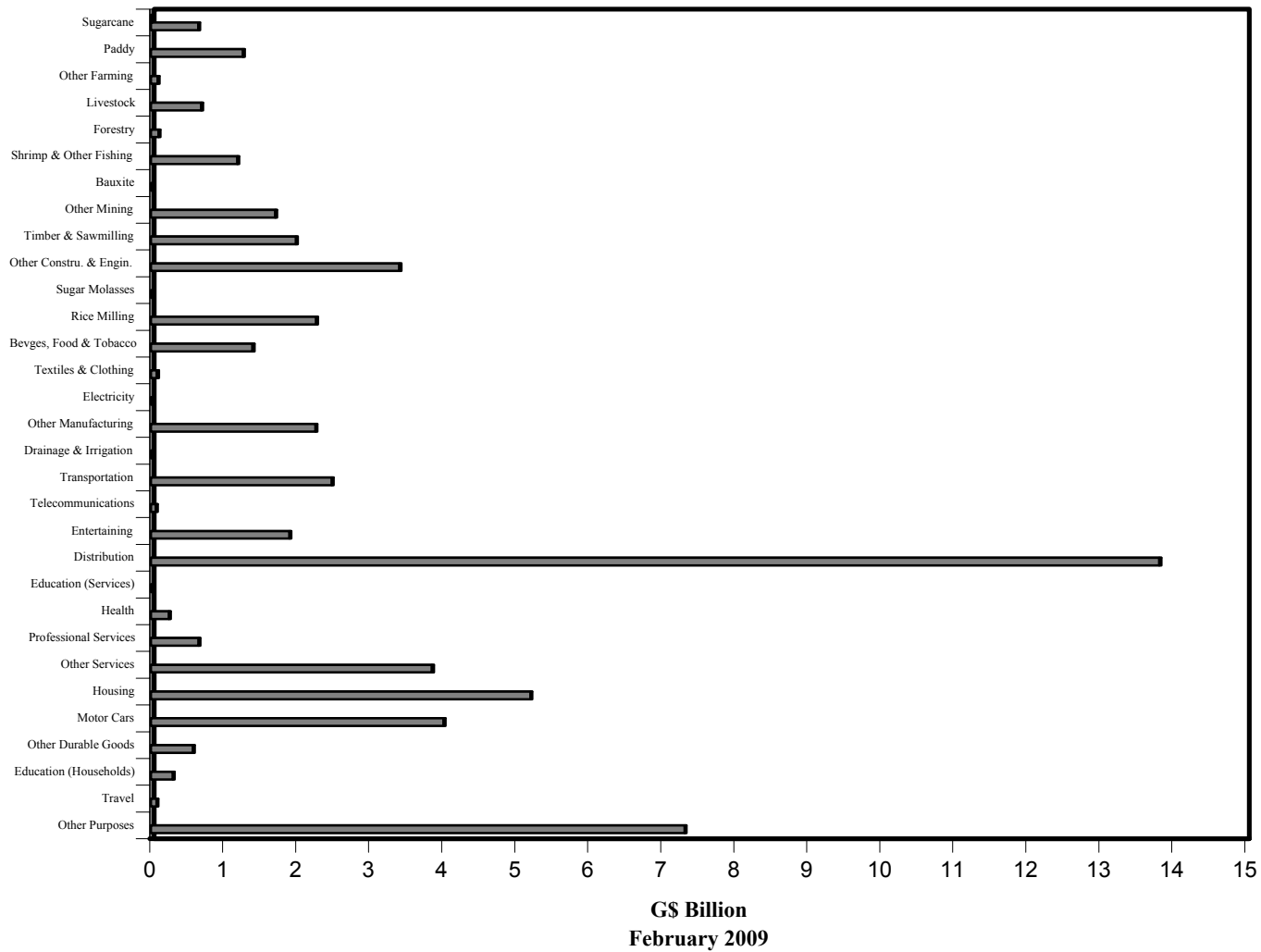
**Graph V**  
**Commercial Banks: Loans and Advances by Sector**



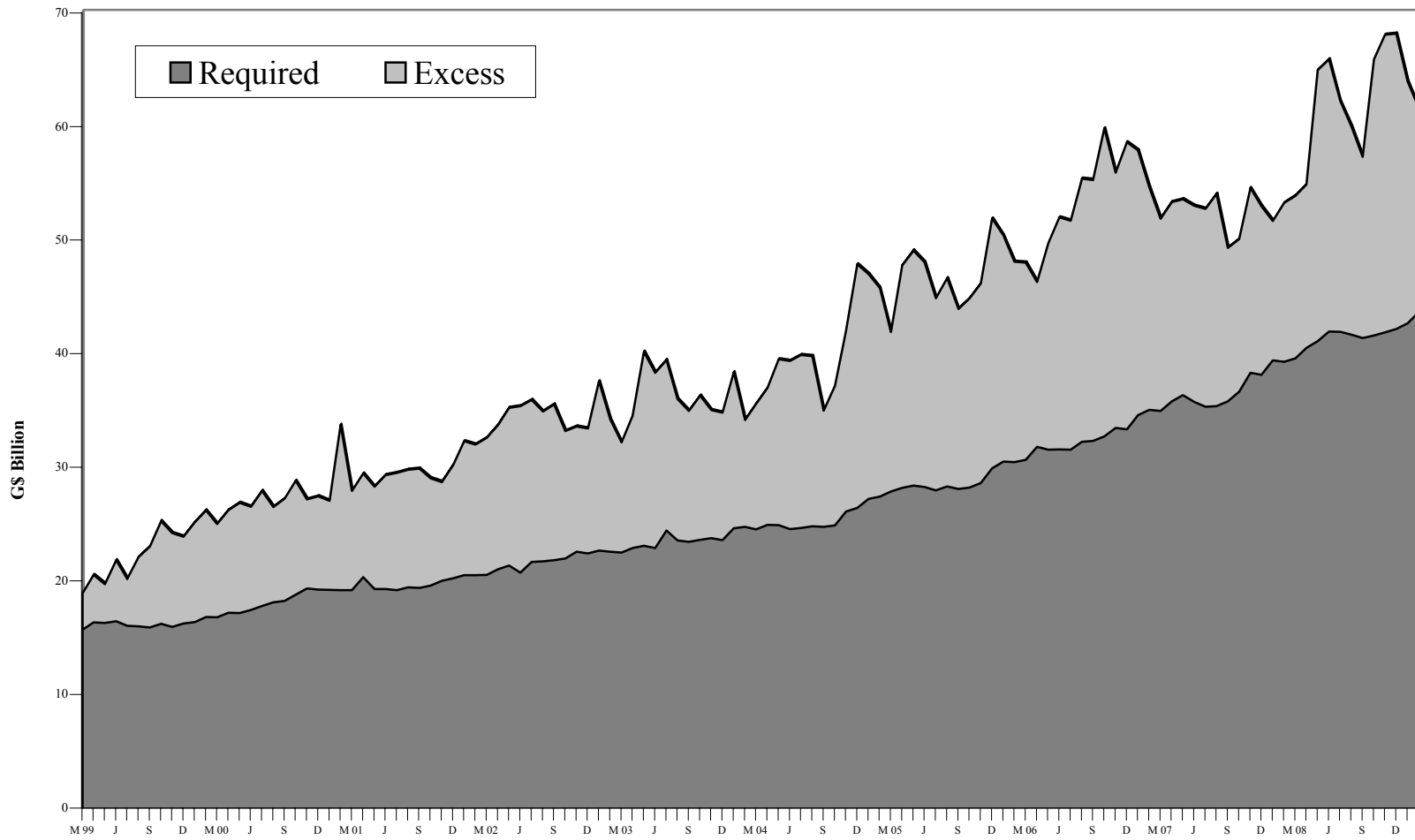
**Graph VI**  
**Commercial Banks: Credit to Public Sector by Economic Activity**



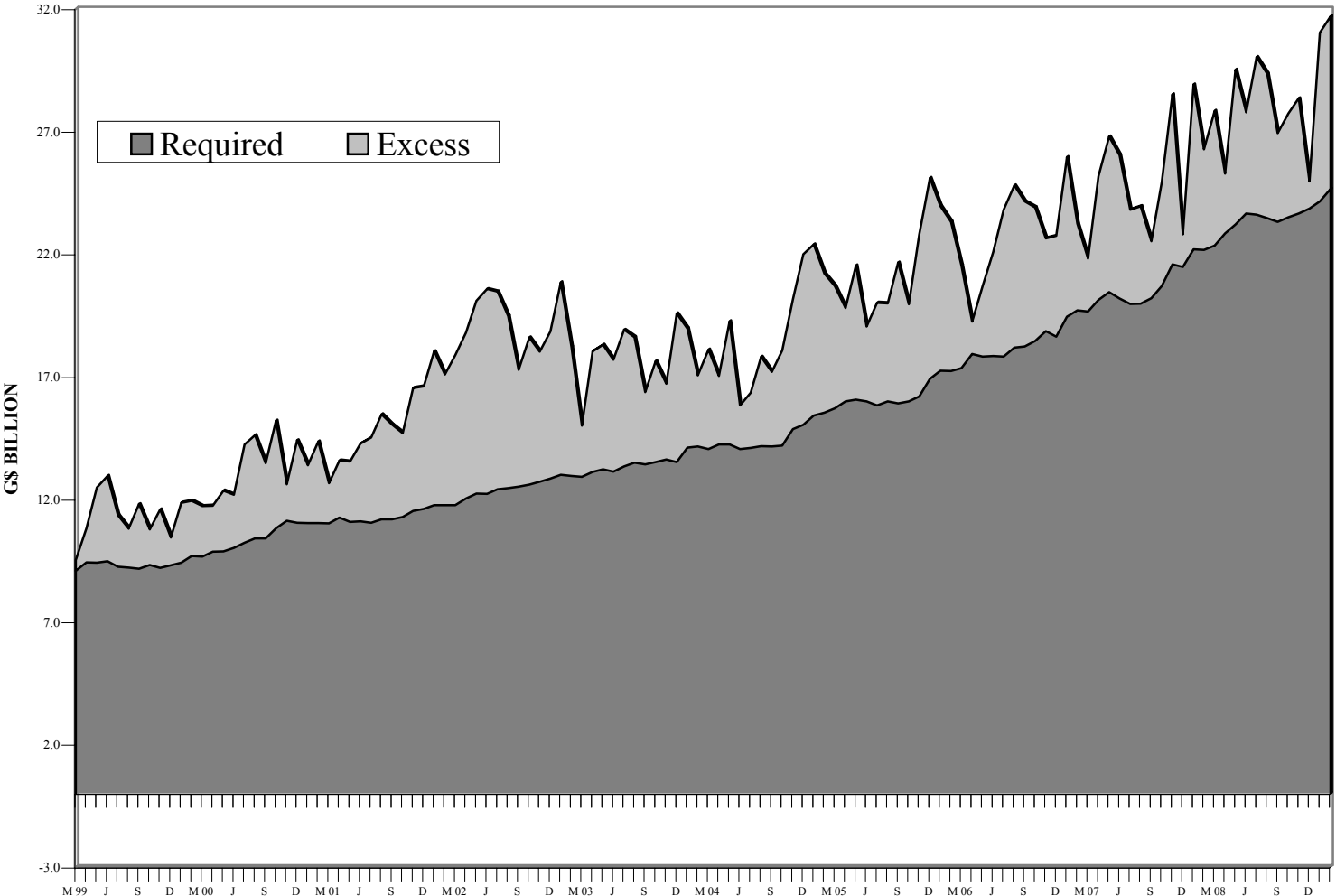
**Graph VII**  
**Commercial Banks: Credit to Private Sector by Economic Activity**



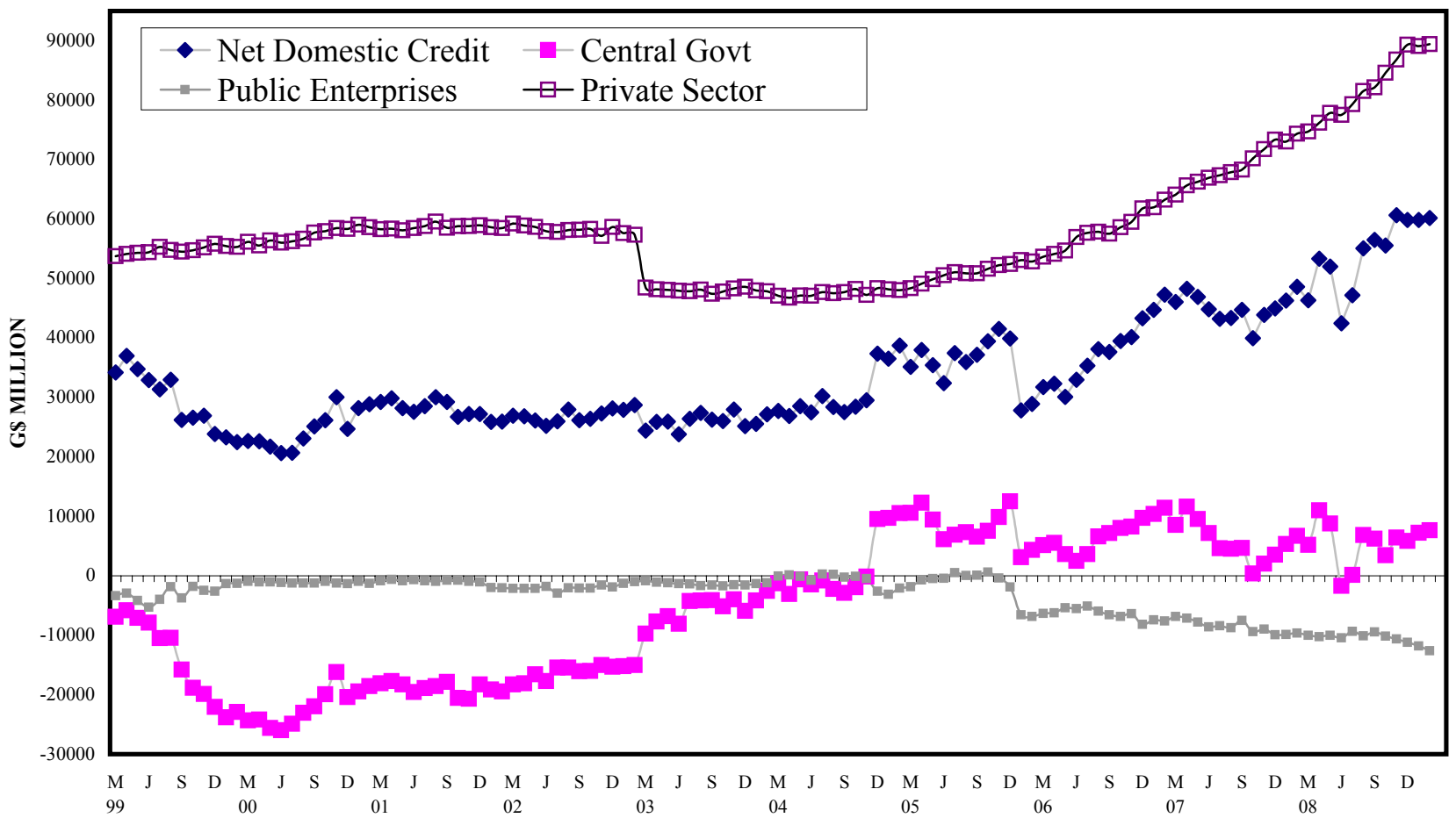
**Graph VIII**  
**Commercial Banks: Liquid Assets**



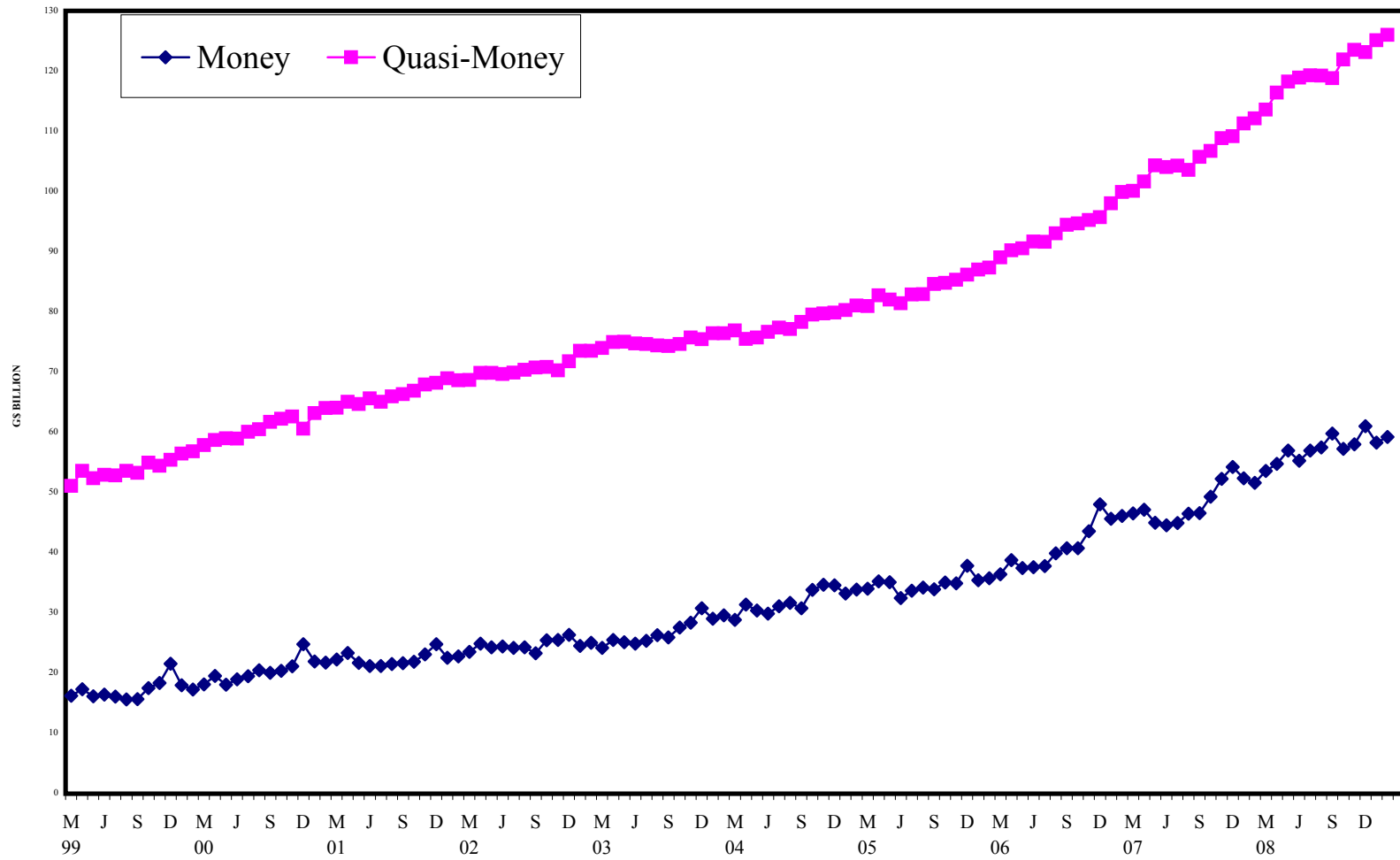
**Graph IX**  
**Commercial Banks: Reserve Requirements**



**Graph X**  
**Banking System: Net Domestic Credit**

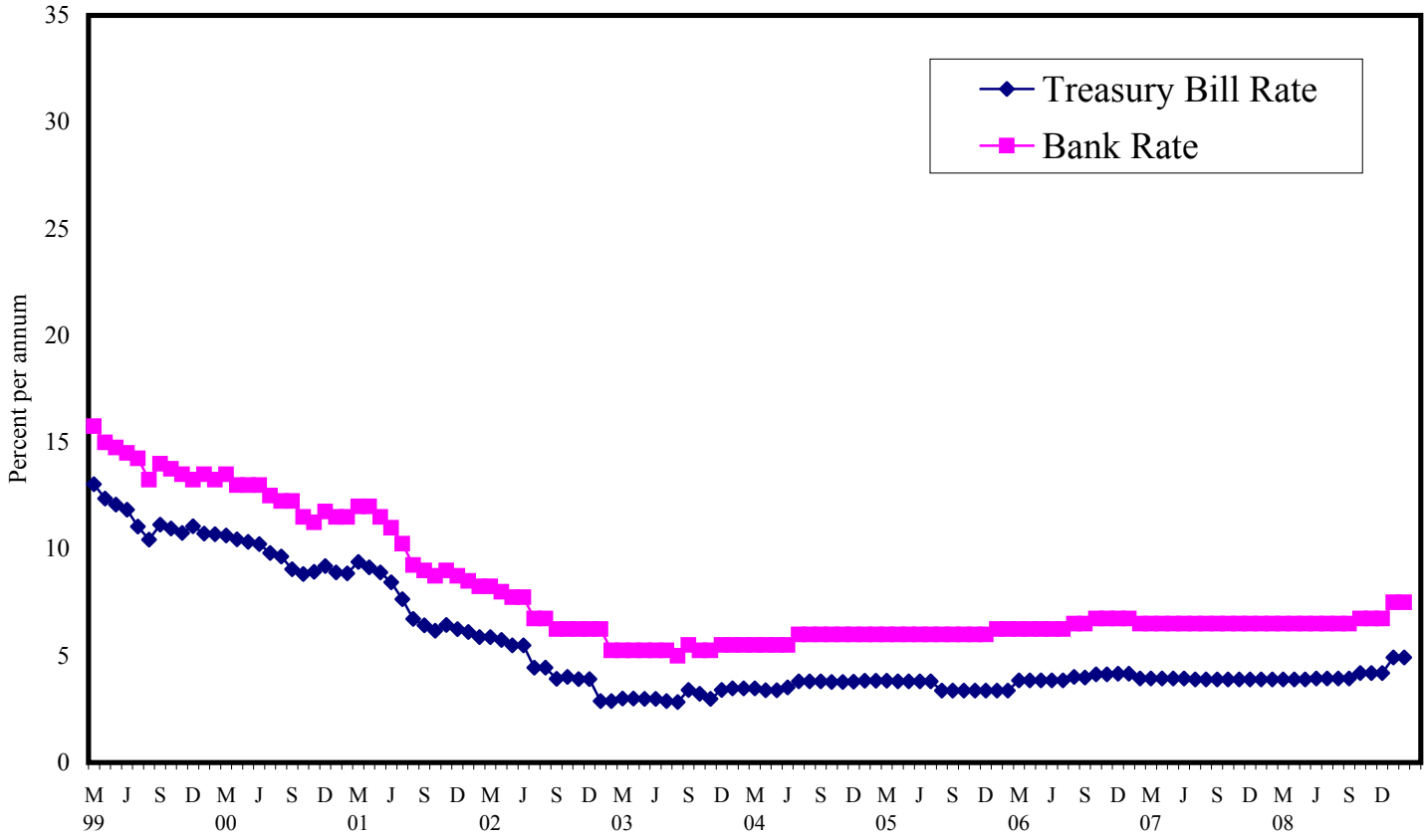


**Graph XI**  
**Banking System: Money and Quasi-Money**

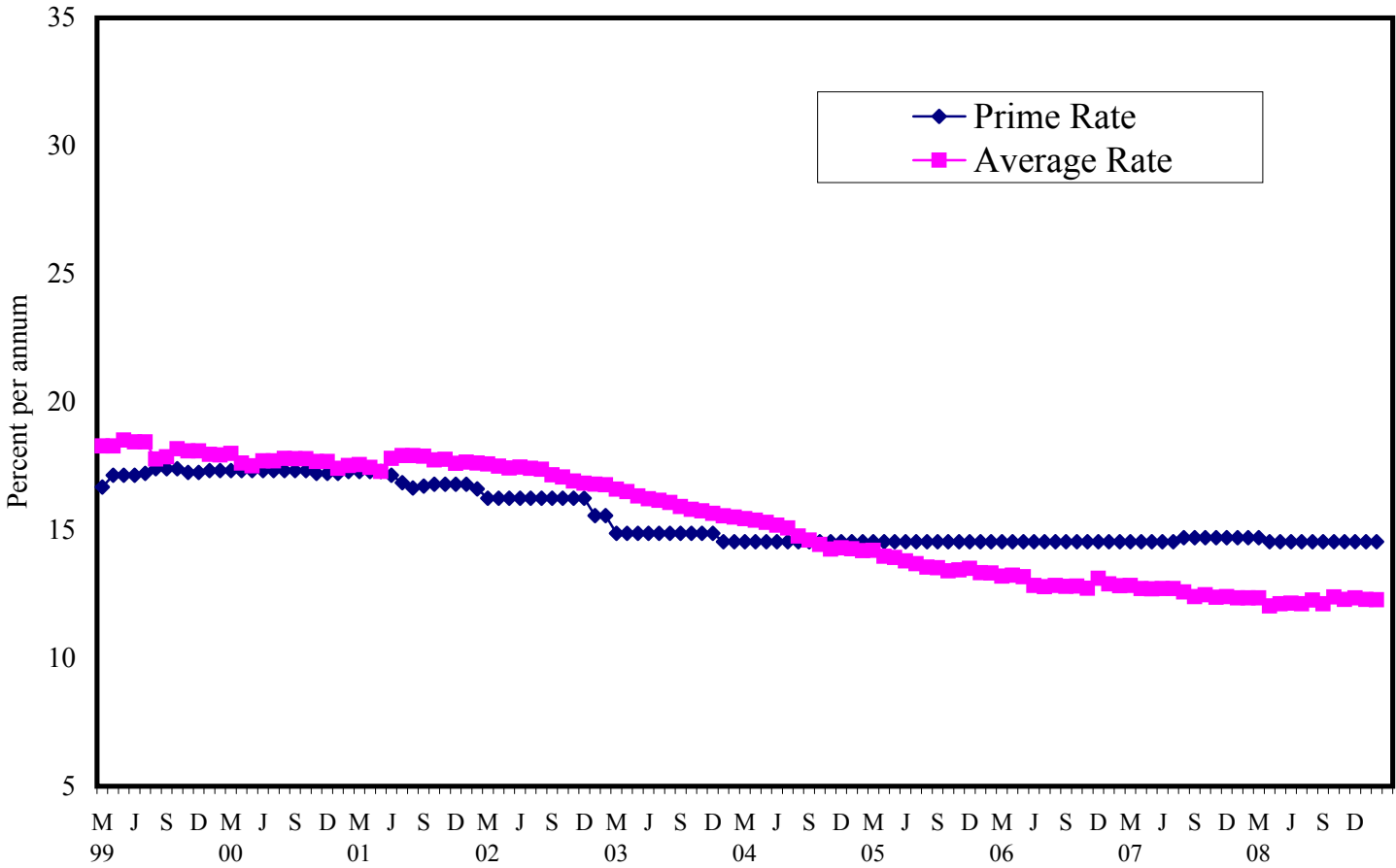




**Graph XII**  
**Bank Rate and 91-days Treasury Bill Rate**

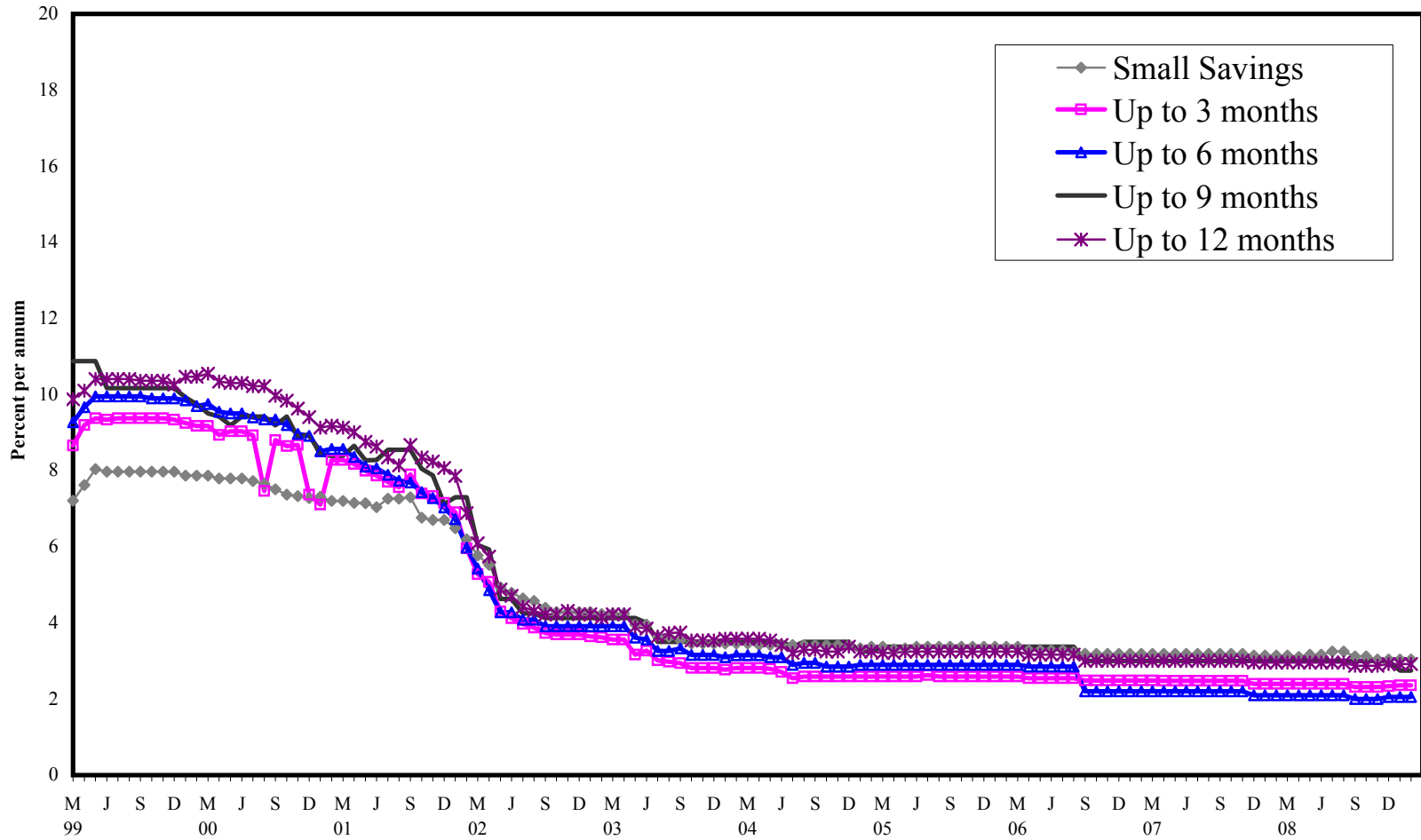


**Graph XIII**  
**Commercial Banks: Prime and Average\* Lending Rate**

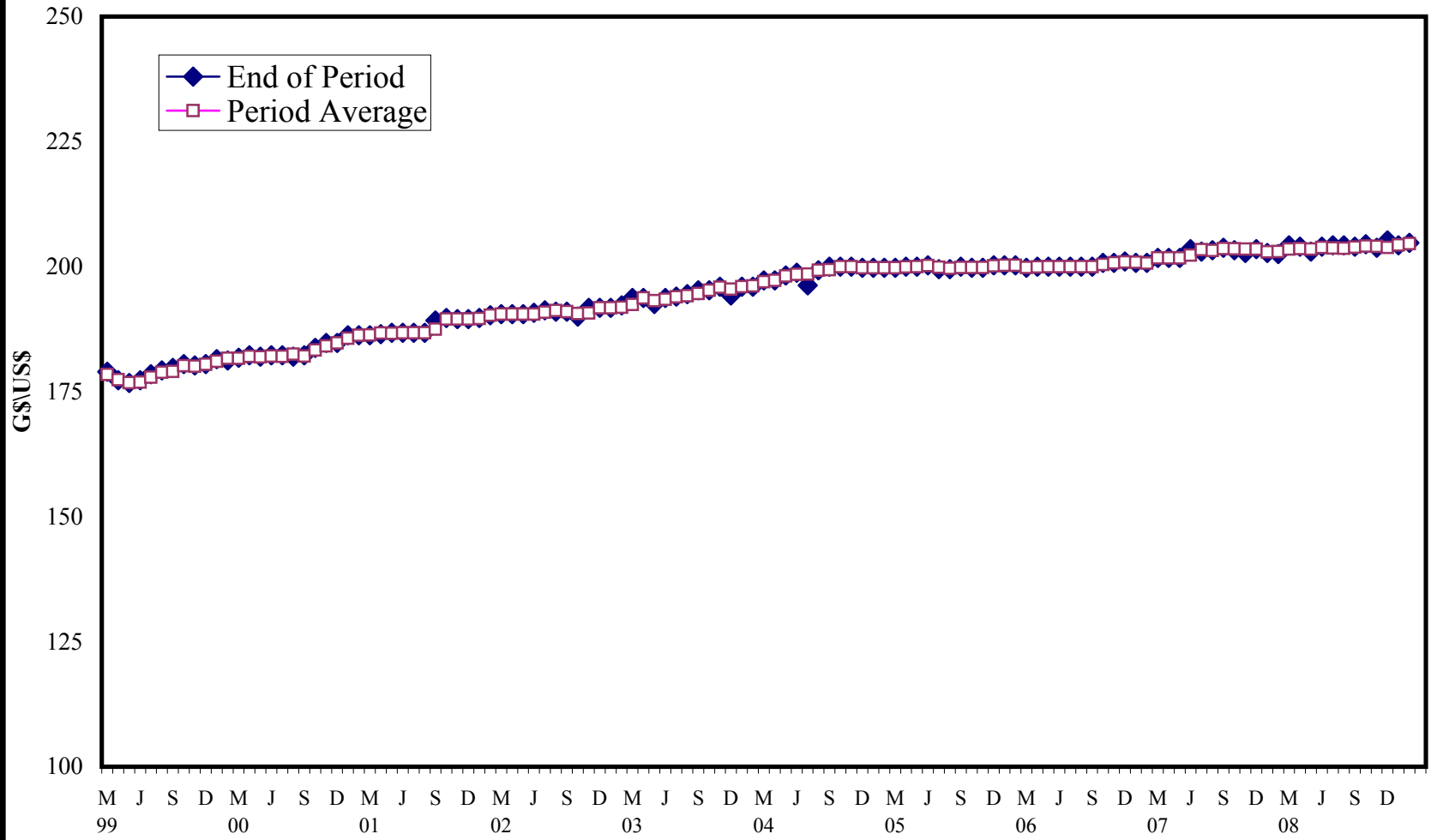


\* Weighted average

**Graph XIV**  
**Commercial Banks: Time and Savings Deposit Rates**



**Graph XV**  
**Market Exchange Rate**



## I. GENERAL NOTES

### Symbols Used

- ... Indicates that data are not available;
- Indicates that the figure is zero or less than half the final digit shown or that the item does not exist;
- Used between two period (eg 1989-90 or July-September) to indicate the years or months covered including the beginning and the ending year or month as the case may be;
- / Used between years (eg 1989/90) to indicate a crop year or fiscal year.
- † Means incomplete data due probably to under-reporting or partial response by respondents.
- \* Means preliminary figures.
- \*\* Means revised figures.

In some cases, the individual items do not always sum up to the totals due to rounding.

### Acknowledgement

The Bank of Guyana wishes to express its appreciation for the assistance received from the Ministry of Finance, State Planning Secretariat, Commercial Banks, Bureau of Statistics, some Public Corporations and other Private Sector agencies in the compilation of the data.

## II. NOTES TO THE TABLES

**TABLE 1.1: Bank of Guyana: Assets**

### Foreign Assets

**Balances with Foreign Banks:** Deposits of the Central Bank with Foreign Banks. The data also include holdings of foreign notes and gold. Figures from December 2005 to December 2006 were restated to reflect the audited statements.

**Gold Tranche with the I.M.F.:** One quarter of Guyana's subscription to the International Monetary Fund (I.M.F.) quota, which is made in gold and/or convertible currencies.

**Holdings of Special Drawing Rights:** Unused portion of the Special Drawing Rights (S.D.R.s) allocated by the I.M.F.

**Money Market Securities:** Holdings of short-and long-term debt instruments of foreign governments and the International Bank for Reconstruction and Development (I.B.R.D.) recorded at cost. Figures from December 2005 to December 2006 were restated to reflect the audited statements.

**Claims on the Central Government:** Holdings of the Government of Guyana Treasury Bills, Debentures valued at cost and Advances from the Bank of Guyana. The Bank of Guyana Act No. 19 of 1998 section 46 has since removed the possibility of advances to Government since it restricted the Central Bank from extending credit directly or indirectly to the Government from that date.

**Advances to Commercial Banks:** Short term credit to Commercial Banks.

**Other Assets:** Include fixed assets such as land and buildings, furniture and equipment. Cheques in the process of collection, notes and coins issued by the British Caribbean Currency Board, non-interest-bearing debentures, and other miscellaneous assets are also included.

**TABLE 1.2: Bank of Guyana: Liabilities**

**Currency Issue:** Notes and Coins issued by the Bank.

Value of notes issued for October 1999 and August 2000 does not correspond with figures in table 1.3 due to an accounting discrepancy.

**Government Deposits:** Current account deposits of the Central Government which includes sterilised amount from open market type operation with effect from 1994.

**Deposits of International Organisations:** Obligations to the I.M.F.; local currency component of the subscription to the I.M.F. quota; deposits of the I.B.R.D, the Caribbean Development Bank (C.D.B.) and foreign central banks. Other foreign liabilities of the Bank of Guyana are also included.

**Bank Deposits-EPDs:** Guyana dollar deposits with the Bank of Guyana made by Commercial Banks on behalf of their customers pending foreign exchange releases to meet foreign obligations which fell

into arrears prior to 1990. This scheme was discontinued for foreign obligations after 1990.

**Bank Deposits-Other:** Commercial Banks' interest earning deposits and statutory reserve deposits with Bank of Guyana are recorded here. With effect from December 1994, special interest earning deposits of the Commercial Banks were discontinued in favour of unremunerated required free reserves. The removal of remuneration for these deposits coincided with the issue of three-year debentures to sterilise the prevailing excess liquidity levels of banks.

**Other Deposits:** Includes deposits of National Insurance Scheme (N.I.S.), Livestock Development Fund, Guyana Pension Scheme, Mayor and City Council, Sinking Funds, Guyana Co-operative Agricultural and Industrial Development Bank, Export Development Fund No. 1, Guyana/Libya Agricultural Development Company Limited, and Guyana/Libyan Fishing Company among others.

**Authorised Share Capital:** The enactment of the Bank of Guyana Act No. 19 of 1998 provided for the increase in the capital for the Bank as part of the reform process.

**Other Reserves:** These reserves include General, Revaluation and Contingency Reserves.

**Allocation of S.D.R.'s:** Liability accruing from the SDRs allocated to Guyana, which are valued at the equivalent of Guyana dollar amount converted through the S.D.R./U.S. dollar cross rate.

**Other Liabilities:** Include provision for accrued expenses, items in transit; private investment fund; and miscellaneous items. The decline in Other Liabilities from November 30, 2002 to December 31, 2002 reflect the charging of valuation changes to Other and Government Deposits.

**TABLE 1.3: Bank of Guyana: Currency Notes Issue**

Total issue of less withdrawal of mutilated or spoiled legal tender notes. In December 1996, the Bank of Guyana introduced a G\$1,000 as part of its currency reform process. This was followed by the removal from the legal tender of the G\$10, G\$5, and G\$1 notes with effect from January 1997 and their conversion to coins the new legal tender until June 30, 1997.

**TABLE 1.4: Bank of Guyana: Coins Issue**

Total issue of less withdrawals of defaced legal tender coins. The Bank of Guyana as part of its currency reform programme introduced with effect from January 1, 1997, G\$10, G\$5, G\$1 coins as legal tender and removed from the specie the use of cents.

**TABLE 2.1(a): Commercial Banks: Assets**

**Balances due from Banks abroad:** Deposits of Commercial Banks with Non-Resident foreign banks included head offices and branches.

**Loans to Non-Residents:** Commercial Bank lending to Non-Resident customers. Due to re-classification at a Commercial Bank, figures for Private Sector and Non-Resident loans have been revised from December 2000 to May 2002. In keeping with the Monetary Financial Statistics Manual (MFSM), figures for loans to Non – Residents, Private Sector and Public Financial Enterprises include accrued interest with effect from December 2002.

**Other Foreign Assets:** Include foreign currency holdings and all other claims on Non-Residents by Commercial Banks. Due to reclassification at a Commercial Bank figures for Public Sector Other and Foreign Sector Other were revised from September 2002 to February 2003.

**Securities:** The total volume of Central Government Treasury Bills recorded at cost and debentures held by commercial banks. In keeping with the Monetary Financial Statistics Manual (MFSM), figures for Securities include accrued interest from Dec. 2002.

**Loans:** Central Government borrowing from the Commercial Banks. See note above under loans to Non-Residents.

**Public Enterprises:** Loans and Advances extended by Commercial Banks to Public Financial Business Enterprises. Public Non-Financial Enterprises are defined as enterprises in which Government owns above 50 per cent of the share capital. See note above under loans to Non – Residents.

**Other:** Commercial Banks' claims on Local Government and the National Insurance Scheme. See note above under loans to Non-Residents

**Non-Bank Financial Institutions:** Loans issued to Public and Private Non-Bank Financial Institutions by Commercial Banks'. See note above under loans to Non-Residents

**Private Sector:** Lending through loans and advances to Private Non-Financial Business Enterprises and Individual Customers. See note above under loans to Non-Residents.

The decline in Private Sector Loans and Advances resulted partly from a reclassification of some loans at one Commercial Bank. See note above under loans to Non-Residents.

The acquisition of Guyana National Co-operative Bank (GNCB)'s assets net of loans valued G\$8,473.0 million by the National bank of Industry and Commerce Limited on March 15' 2003 resulted in the decline in Private Sector Loans and Advances during March 2003.

**Deposits with Bank of Guyana:** Include statutory reserve deposits and interest earning deposits of the Commercial Banks. Effective December 28, 1994, interest-earning deposits discontinued.

**External Payment Deposits (E.P.D):** Guyana dollar deposits with the Bank of Guyana made by Commercial Banks on behalf of their customers, pending foreign exchange releases to meet external obligations.

**Currency:** Commercial Banks' holdings of local notes and coins.

**Other Assets:** Include balances due from other Commercial Banks, Real Estate Mortgage Loans, fixed assets such as land and building, furniture, equipment and other miscellaneous assets.

**TABLE 2.1(b): Commercial Banks: Liabilities, Capital and Reserves**

**Balances due to Other Banks abroad:** Foreign claims made on local Commercial Banks by Head Offices and other banks abroad.

**Non-Resident Deposits:** Total deposits made by Non-Resident customers with Commercial Banks. In keeping with the Monetary Financial Statistics Manual (MFSM), figures for deposits to Non-Residents, Private Sector and Public Financial Enterprises include accrued interest with effect from December 2002.

**Other:** Include all other foreign claims on Commercial Banks.

**Central Government Deposits:** Total demand, time and savings deposits made by the Central Government with Commercial Banks. See note above under deposits to Non-Residents.

**Public Enterprise Deposits:** Total demand, time and savings deposits made by Public Non-Financial Enterprises with the Commercial Banks. Due to the sale of Aroaima Bauxite Company to the government and a reclassification of its accounts from the Private to Public Sector, figures from January 2002 to April 2002 have been revised. See note above under deposits to Non-Residents.

**Other Public Deposits:** Include total deposits of Local Government and National Insurance Scheme. See note above under deposits to non-residents. See note on Table 2.4 Commercial



Banks: Time Deposits.

**Non-Bank Financial Institutions Deposits:** Consist of total deposits made by Public and Private Financial Institutions. See note above under deposits to Non-Residents. See note on Table 2.4: Commercial Banks: Time Deposits.

**Private Sector Deposits:** Include total demand, time and savings deposits of Private non-financial Business Enterprises and individual customers. See note above under Public Enterprises Deposits. See note above under deposits to non-residents.

**External Payment Deposits:** Comprise customers' deposits (public and private sector) with commercial banks on account of External Liabilities prior to 1990 and awaiting foreign exchange releases from the BOG.

**Bank of Guyana:** Commercial Bank short-term borrowing from the Bank of Guyana.

**Other Liabilities:** Other liabilities of the Commercial Banks include manager's cheques, acceptances, provision for taxes and other miscellaneous liabilities.

**Capital and Reserve:** The acquisition of Guyana National Co-operative Bank (GNCB)'s assets net of loans valued G\$8,473.0 million by the National Bank of Industry and Commerce Limited on March 15, 2003 resulted in the decline in the capital and reserve of the banking systems during March 2003.

**TABLE 2.2: Commercial Banks: Total Deposits**

Total demand, savings and time deposits of Residents and Non-Residents excluding inter-bank deposits are presented. Foreign currencies denominated deposits are also included here. See note under Public Enterprises Deposits for Tables 2.1 (b) above. See note under Non – Resident Deposits for Table 2.1(b) above.

**TABLE 2.3: Commercial Banks: Demand Deposits**

Current account deposits of Residents and Non-Residents; inter-bank deposits are excluded. See note under Public Enterprises Deposits for Tables 2.1 (b) above.

**TABLE 2.4: Commercial Banks: Time Deposits**

Fixed deposits of Residents and Non-Residents with a minimum withdrawal notice of three months; exclude inter-bank deposits. See note under Non-Resident deposits for Table 2.1(b) above. Due to a reclassification of N.I.S and Non-Bank Financial Institutions' time deposits, figures from December 2003 to April 2005 were revised.

**TABLE 2.5: Commercial Banks: Savings Deposits**

Deposits with minimum withdrawal notice of one day; exclude inter-bank deposits. See note under Public Enterprises Deposits for Tables 2.1 (b) above. See note non-resident deposits for Table 2.1(b) above.

**TABLE 2.6: Commercial Banks: Time Deposits by Maturity**

Includes deposits of both Residents and Non-Residents. See note under Commercial Banks: Time Deposits for table 2.4 above.

**TABLE 2.7: Commercial Banks: Savings Deposits**

Includes deposits by both Residents and Non-Residents. Ending balance on savings accounts for November 2002 do not equate to the opening balance for December 2002 due to the addition of accrued interest to the December 2002 opening balance. The ending balance for February 2003 saving accounts differs from the opening balance for March 2003 due to the reclassification from

demand and time accounts to saving accounts.

**TABLE 2.9: Commercial Banks: Clearing Balances**

Comprise total amount of cheques cleared by and debited to the accounts of the Commercial Banks. A National Clearing House was established at the Bank of Guyana during 1998 whereby large (in excess of G\$500,000) and small valued cheques are cleared. Data recorded after 1998 in this table reflect the value of small valued cheques cleared over the reporting period.

**TABLE 2.10: Commercial Banks: Total Loans and Advances**

The data include Loans and Advances to Residents and Non-Residents. Real Estate Mortgage Loans and inter-bank loans are excluded. The total of loans and advances to the private sector differs from total credit to the private sector in Table 3.1 (Monetary Survey). The totals for credit to the private sector in Table 3.1 include local securities, other credit instruments and real estate mortgage loans. See note under Loans to Non-Residents for Table 2.1 (a) above. See note under Private Sector for Table 2.1(a) above

**TABLE 2.11: Commercial Banks: Demand Loans and Advances**

The data cover lending for short periods including overnight loans to Residents and Non-Residents and exclude inter-bank loans. See note under Private Sector For Table 2.1(a) above.

**TABLE 2.12: Commercial Banks: Term Loans and Advances**

The Loans and Advances are for longer periods extended to Residents and Non-Residents; inter-bank lending is excluded. See note under Private Sector for Table 2.1(a) above. See note under loans to Non-Residents for Table 2.1(a) above.

**TABLE 2.13: Commercial Banks: Loans and Advances to Residents by Sector**

The data provided record balances at the end of the respective period and therefore indicates the indebtedness of the respective industries at the end of the reporting period. The value of credit obtained by each industry for a given period can be obtained by taking the difference between the balances at the end of the desired period and that immediately preceding. The balances in this table exclude inter-bank loans, real estate mortgage loans, local securities and other credit instruments. It should be noted that gross indebtedness of the sugar and rice industry can be obtained by adding the balances of sugar cane and sugar and molasses manufacturing of sugar, and paddy and rice milling for rice respectively. See note under Loans to Non-Residents for Table 2.1 (a) above. See note under Private Sector for Table 2.1(a) above.

**TABLE 2.14: Commercial Banks: Liquid Assets**

The liquid assets comprise Bank of Guyana notes and coins, foreign currency held by banks, (special interest earning) deposits held at the Bank of Guyana (BOG), balances due from other Commercial Banks - both local and foreign, Government of Guyana Treasury Bills. The special reserves deposits (SRDs) established in 1969, discontinued in 1994 as the Bank of Guyana sought to develop its capacity to manage the excess reserves of the bank more effectively. Approximately, 75-80 per cent of the SRDs were absorbed through a sale of three year, variable rate, fixed date debenture to the Commercial Banks.

Prior to March 1989, the legally required level of liquid assets to be held by the Commercial Banks against their deposit liabilities was calculated as the sum of 20 percent of demand liabilities and 15 percent of time liabilities. During the period March 31, 1989 to May 15, 1991 the determination of the required liquid assets held by the banks was based on actual holdings on specified dates. Accordingly, from March 31, 1989 to June 30, 1990 required liquid assets were stipulated as the actual holdings on March 15, 1989. Between July 30, 1990 and February 19, 1991 the required liquid assets was based on the assets held by the banks on September 30, 1989. Further, between February

20, 1991 and May 14, 1991 the required balances were set as at the end of July 30, 1990.

With effect from May 15, 1991, however, the basis for calculating required liquid assets was changed to 25 percent of demand liabilities and 20 percent of time liabilities. Further, amendments to the liquid asset requirements became effective on 26<sup>th</sup>, October 1998. The liquid assets base period has been redefined as the Monday to Friday workweek immediately preceding the liquid asset maintenance period. The liquid asset requirement is determined by applying the prescribed percentages to the weekly average of the daily liabilities balances at the close of business of each of the five days of the liquid asset base period. Figures for Treasury Bills were reclassified from December 2000 to December 2002.

**TABLE 2.15: Commercial Banks: Minimum Reserve Requirements**

Prior to May 16, 1991, the minimum required reserves of the Commercial Banks were calculated as 6 percent of demand liabilities and 4 percent of time liabilities. Their percentages were changed with effect from May 16, 1991, to 11 percent of demand liabilities and 9 percent of time liabilities. Commencing April 7, 1994, the minimum required reserves of the Commercial Banks were again revised to the sum of 16 percent of demand liabilities and 14 percent of time liabilities.

On June 29, 1998, in addition to Commercial Banks, other licensed Financial Institutions were required to maintain balances with the Central Bank against their deposits and other liabilities. Further, the required reserve period has been changed on Monday to Friday workweek instead of the Wednesday to Thursday week used previously. The required reserve period has been referred to as the reserve base period. The week following the current reserve base period, i.e. the reserve maintenance period is also based on the Monday to Friday workweek. The deposits and other liabilities to which the required reserve ratio(s) are applied are referred to as the reserve base. During the reserve maintenance period, all licensed Financial Institutions subject to reserve requirement are required to maintain reserves against the relevant deposit and other liabilities.

Effective February 1, 1999, the required reserve ratio applicable to all liabilities of licensed Financial Institutions was lowered to twelve per cent (12 %). The first reserve base period for which the revised requirements became relevant was the 1<sup>st</sup> to 5<sup>th</sup> February 1999 while the reserve maintenance period was the 8<sup>th</sup> to 12<sup>th</sup> February 1999. However, reserve balances for the Non-Bank licensed Financial Institutions are excluded from table 2.15.

**TABLE 2.16(a): Foreign Exchange Intervention**

This comprises of Bank of Guyana's purchases and sales to the Commercial Banks.

**TABLE 2.16(b): Interbank Trade**

This comprises of US dollar purchases and sales amongst the Commercial Banks.

**TABLE 2.17: Commercial Banks holdings of treasury bills**

These are short-term government securities held by the Commercial Banks with maturities of 91 days, 182 days and 364 days. Data are at face value.

**TABLE 3.1: Monetary Survey**

A consolidation of the balance sheets of the Bank of Guyana and Commercial Banks.

**Foreign Assets (net)**

**Bank of Guyana:** Gross foreign assets **less** gross foreign liabilities.

**Commercial Banks:** Gross foreign assets **less** gross foreign liabilities. See note under Loans to Non-Residents for Table 2.1 (a) above.

### **Domestic Credit**

**Government (net):** Gross lending to Central Government by the banking system (a sum of Holdings of debentures, bonds, Treasury Bills and loans and advances **less** total deposits of the Central Government).

**Public Enterprise (net):** Gross borrowing by Non-Financial Public Enterprises from the banking system **less** their deposits. See notes under Public Enterprises Deposits for Table 2.1 (b) and Commercial Banks: Time Deposits for Table 2.4 above.

**Other Public Sector (net):** Gross borrowing from the banking system by local authorities and municipalities **less** their total deposits and other Public Sector funds. See note under loans to Non-Residents for Table 2.1(b) above.

**Non-Bank Financial Institution (net):** Gross borrowing from the banking system by the non-bank financial intermediaries with the banking system **less** their deposits. See notes under loans to Non-Residents for Table 2.1(b) and Commercial Banks: Time Deposits for Table 2.4 above.

**Private Sector:** Gross borrowing from the banking system. See note under Loans to Non-Residents for Table 2.1 (a) above. See note under Private Sector for Table 2.1(a) above.

### **Money and Quasi-Money**

**Money:** Currency outside banks **plus** private sector demand deposits, managers' cheques and acceptances. See note under Public Enterprises Deposits for Table 2.1 (b) above

**Currency:** Currency issue (Table 1.2) **less** currency holdings by Commercial Banks (Table 2.1(a)).

**Quasi-money:** Time and savings deposits held by the Private Sector. See note under Public Enterprises Deposits for Table 2.1 (b) above.

**Demand deposits:** Balances of the Private Sector including managers' cheques and acceptances. See note under Public Enterprises Deposits for Table 2.1 (b) above.

**Savings and Time deposits:** Balances held by Private Sector. See note under Loans to Non-Residents for Table 2.1 (a) above.

**Other (net):** Includes the net sum of all assets and liabilities of the Bank of Guyana and the Commercial Banks not shown elsewhere.

**TABLE 3.2: International Reserves and Foreign Assets**

### **International Reserves**

**Bank of Guyana Foreign Assets:** Data include gold holdings, balances with foreign banks, foreign notes, foreign cash in the process of collection, gold tranche with I.M.F., S.D.R. holdings and money securities.

**Bank of Guyana Foreign Liabilities:** Data include total short-term liabilities, short-term liabilities in arrears and total medium-term liabilities in arrears. The liabilities include interest obligations. Rescheduled short-term liabilities are excluded.

### **Foreign Assets**

**Bank of Guyana Foreign Assets:** The composition of the assets is identical to that of International Reserves foreign assets above.

**Bank of Guyana Foreign Liabilities:** Data includes all short-term liabilities (current, arrears and

rescheduled) and all medium-term liabilities (current, arrears and rescheduled). The liabilities include interest obligations.

**Commercial Bank Foreign Assets:** Data includes foreign currencies in banks, net balances due from Head Office and other branches abroad, balances due from other banks abroad, foreign treasury bills and securities and credit to non-residents. See note under loans to Non-Residents for Table 2.1(a) above.

**Commercial Bank Foreign Liabilities:** Data includes net balances due to Head Office and other branches abroad, balances due to other banks abroad and deposits of non-residents.

**TABLE 4.1: Guyana: Selected Interest Rates**

Interest rates at Commercial Banks and Non-Bank Financial Institutions on loans and deposits. The small savings rate represents an arithmetic average of savings deposit rates as reported by the Commercial Banks. Treasury bill rates for all maturities reflect rates at the end of the reporting period. Special deposits have been discontinued with effect from December 1994. NBS deposit rate for September, October and December 2001 have been revised. Small savings rate for November 2001 has been revised. The rates for the Five dollar shares, Save and prosper shares and the deposits for NBS have been revised for July 2002. The average deposit rates for GNCB Trust Company has been revised for the period of September 2002. Due to the modification of the interest rate structure, figures for the Commercial Banks' weighted average lending rate from September 2005 have been revised.

**TABLE 4.2: Commercial Banks: Selected Interest Rates**

Arithmetic average of interest rates as reported by the Commercial Banks.

**TABLE 4.3: Comparative Treasury Bills Rates and Bank Rates**

The average discount rate on three month Treasury Bills for the U.K., U.S.A., Barbados, Trinidad, Guyana and Jamaica. The U.K. and U.S. rates are the average discount rates at the last tender in each month. The rates for the CARICOM territories are those rates of monthly tender held towards the end of the month. Treasury bills rates for Barbados for 2001 have been revised. The Euro area Bank Rate is the rate at which other Monetary Financial Institutions obtain overnight liquidity from the National Central Bank against eligible assets.

**TABLE 4.4: Changes in Bank of Guyana Transaction Exchange Rates**

The Guyana dollar was fixed in Pound Sterling at the rate of £1 to G\$4.80 until October of 1975 when it was linked to the US\$1 to G\$2.55.

On June 2, 1981, the Guyana dollar was pegged to a composite basket of currencies consisting of the United States dollar, Pound Sterling, Deutsche Mark, Trinidad and Tobago dollar and the Japanese Yen. The exchange rates was fixed at US\$1 to G\$3.00. The US dollar was the intervention currency used to determine the exchange rate.

From January 11, 1984, the composite basket of currencies was adjusted to include the Pound Sterling, Deutsche Mark, Japanese Yen, French Franc and the Netherlands Guilder, the US dollar, although nor part of the revised basket, remained as the intervention currency. The United States dollar/Guyana dollar exchange rate was announced weekly. From October 1984 until January 1987, the exchange rate was maintained in the range of G\$4.15 to G\$4.40 per US dollar.

Effective January 19, 1987, the Guyana dollar was devalued to G\$10 to US\$1, effective from April 3, 1989 the Guyana dollar was devalued moving from G\$33 per US\$ to US\$1. On June 15, 1990, the Guyana dollar was devalued from G\$33.00 per US\$ to G\$45.00 per US\$. Transactions for this rate were confined to payments in respect of oil imports and external debt services and proceeds from sugar and rice exports.

On February 21, 1991, the Guyana dollar was devalued from G\$45.00 to US\$ to G\$101.75 thereby unifying the official exchange rate with the market determined rate prevailing at that date. The US dollar continued to be the intervention currency. From February 25, 1991, the exchange rate was fixed on a weekly basis. During the period February to September 1991, the exchange rate was determined by the previous week free market exchange rate of the Commercial Banks and Non-Bank dealers.

From October 1991, the average weighted daily exchange rate was telegraphic transfers for the three largest Commercial Banks was utilised to determine the exchange rate for the Bank of Guyana daily transactions.

**TABLE 4.5: Exchange Rate**

Yearly figures were revised to reflect the average for the year.

**TABLE 4.6: Monthly Average Market Exchange Rate**

On March 13, 1990, the authorities established the cambio system for foreign currency transactions. Under the system, transactions in the cambio market were conducted freely with licensed dealers (banks and non-banks) setting the rate at which foreign exchange could be bought and sold. The rates are referred to as the market exchange rates. Data collection for the Euro started in January 2004.

**The buying rate** is a weighted average of the purchase rates of all licensed foreign exchange dealers for the month.

**The selling rate** is a weighted average of the sales rates of all licensed foreign exchange dealers for the month.

**The mid-rate** is the average buying and selling rates of all licensed foreign exchange dealers. The rate is based on transactions in foreign notes only.

## **BANK OF GUYANA**

1 Avenue of the Republic,  
P.O. Box 1003,  
Georgetown,  
Guyana.

Telephone: (592) 226-3250-9  
(592) 226-3261-5  
Fax: (592) 227-2965  
Website: <http://www.bankofguyana.org.gy>

*Any comments or queries?  
Kindly contact the Director of Research, Bank of Guyana  
e-mail: [research@bankofguyana.org.gy](mailto:research@bankofguyana.org.gy)*